

69TH ANNUAL

Canadian
County

**FREE
FAIR**

AUGUST 23-26, 2023

EXPO CENTER

**3001 JENSEN RD. EAST
EL RENO, OK 73036**

FAIR CO-SPONSORS

COMPETITIVE PRICES.
QUALITY SOLUTIONS.
QUALITY SERVICE.

BUILT
AROUND
YOU

RESIDENTIAL & COMMERCIAL MOWERS
GATOR UTILITY VEHICLES
COMPACT & UTILITY TRACTORS
HAY EQUIPMENT & MORE



P&K IS PROUD TO SUPPORT THE
**CANADIAN COUNTY
FREE FAIR**

AROUND HERE, JOHN DEERE STARTS WITH P&K.



JOHN DEERE



VISIT US ONLINE:
PKEQUIPMENT.COM

Pre-Enter Online:
www.canadiancountyexpo.org

Under the Big Top!

On behalf of the Canadian County Fair Board members, Secretary Brad Tipton, Canadian County's Extension Staff, Canadian County Expo Event Center Staff, and I welcome you to the 69th Annual Canadian County Free Fair. We have a jam packed schedule of exciting events and activities planned with fun for the whole family! It is my honor showcasing our youth, our communities, and our generous sponsors!

This year's theme " Under the Big Top " refers to our new and expansive Expo Center and the events we have in store for you! With a tradition of celebrating the accomplishments and leadership of both 4-H and FFA youth and community members, we provide educational and enjoyable opportunities for all, while meeting the interests and challenges of a changing world. We provide all this in a jam-packed, fun-filled, family-oriented event.

We have a terrific line-up in store for our entertainment this year. On Friday night the 25th come enjoy the Smokin' Oaks, group of local boys that play Red Dirt/Southern Rock from Yukon, Oklahoma. With Slaid Cross , Logan Troxell, Noah Morris, and Connor Pattison, these high school friends are sure to be a crowd pleaser!

Saturday night the 26th features Quin Peterson. Quin is a fourth generation rancher, born and raised in South Dakota who migrated to Oklahoma to attend Northeastern Oklahoma University and OSU. Quin released his first EP this spring titled NEO Place, NEO Time. Make plans to stop by to enjoy the show!

None of this would be possible without the generous support from Dorsey-Jones Buick GMC, P&K Equipment, and Lingo Construction. These sponsors help make our Fair possible.

Free gate admission and parking provides an opportunity for families and friends to enjoy everything your Fair has to offer. So "Come one and All!" and join us under the big top for what has become a must attend extravaganza in Canadian County!

Kelly Beck
Board Chairman



PREMIUM BOOK TABLE OF CONTENTS

Fair Program/Schedule -----	4-5
Ambassador Livestock Team -----	41
Art Exhibition - Open -----	134
Barrel Racing -----	19
“Best of Wheat” Bread Baking Contest-----	49
Bucket Calf 4-H Project -----	39
Carnival.....	136-137
Chester’s Party Barn -----	137
Cookie Jar Contest -----	48
Crafts – Open Adult & Junior Divisions -----	59-63
Dunk Tank -----	41
Entertainment -----	139
Entry Regulations -----	10
Farmhand Olympics -----	126
Food Preservation – Open Class -----	51
H.C.E. Division -----	64
Flower Show (Floriculture)-----	29
4-H/Cloverbud Horse Show -----	14-16
4-H Division -----	65-127
Agronomy -----	113
Cloverbuds -----	123
Communication Arts -----	68
Expressive Arts & Leisure Education -----	72
Family Living-----	79
Food Science -----	90
Horticulture -----	113
Natural Sciences -----	99
Science & Technology-----	96
Home Economics – Open Class -----	44
Horticulture - Open Class -----	26
Ice Cream Freeze Off -----	63
Kiddie Tractor Pull -----	138
Livestock Junior Division -----	30-41
Livestock Quiz Bowl -----	125
Livestock Rules & Regulations -----	9-13
Photography – Open Division-----	130-133
Pie Contest -----	50
Poultry – Open Class -----	20-22
Poultry – Jr. Division-----	23-24
Quilt Block Challenge -----	56
Rabbits -----	25
Stone Age Showmanship -----	40
Team Sorting -----	18
Textiles, Clothing, Handiwork – Open Class -----	54
Tractor Driving Contest 4-H & FFA-----	127
Trap Shooting Competition -----	128-129

Contents of this book are not to be reprinted or used for advertising without the permission of the Canadian County Fair Board.

Expo Center

4-H Exhibits, Photography, Art Exhibits, Horticulture Exhibits, Open Class Home Economics, Flowers, Pie Contest, Demonstrations, Commercial Booths

Pre-enter online:
www.canadiancountyexpo.org

All indoor exhibits will be released from 8:00-10:00 p.m. Saturday. Exhibits not picked up by 9:30 p.m. on Saturday will be available at the OSU Ext. Office Mon.-Fri– 8 am-4:30 p.m. After September 8, 2023 all items will be discarded.



FOOD TRUCKS

- * JOHNNIES ONION FRIED HAMBURGERS
- * F2 CATFISH & SMOKED CHICKEN WINGS
- * PAH'S ON A ROLL
- * T'D UP
- * WILDGOOSE LLC
- * WILD BILL'S BBQ SHACK
- * SNO SHACK
- * OH SUGAR HONEY ICE TEA



EXPO VENDOR BOOTHS

- * DORSEY-JONES BUICK GMC, EL RENO
- * NOTHING BUNDT CAKES
- * CSL PLASMA
- * OKLAHOMA STOCK
- * P&K EQUIPMENT
- * CANADIAN COUNTY FARM BUREAU
- * LINGO CONSTRUCTION
- * SPARKLES 405
- * T-MOBILE
- * KEN CARPENTER AUCTION & REALTY
- * TRACTOR SUPPLY, MUSTANG
- * MCNEFF RANCH
- * CANADIAN COUNTY CATTLEMEN'S ASSOCIATION
- * EL RENO CHAMBER
- * PARALLEL AG
- * M&M CUSTOM CREATIONS
- * TRACTOR BOB'S
- * USDA APHIS WILDLIFE SERVICES
- * RENEWAL BY ANDERSON
- * SIMPLE SALA & EZ MIXES
- * 2 GIRLZ
- * FANCY FACES
- * A TO Z COMPANY
- * HEALTH MARKETS
- * UNABELLE & ED
- * TAILORED REMODELING
- * BOUJEE BUCKSKIN BOUTIQUE
- * DISABLE VETS
- * MOORE WATER & AIR
- * CANADIAN COUNTY SHERIFF
- * GALAXY DISTRIBUTION
- * CAR-MART
- * CANADIAN COUNTY LIVESTOCK SHOW AMBASSADORS

**69th ANNUAL
CANADIAN COUNTY FREE FAIR
August 23, 24, 25, 26, 2023**

Friday, August 11, 2023

5:00 p.m. - **ALL Pre-Entries, Livestock, Poultry,
Rabbits & Horse Entries Due**

www.Canadiancountyexpo.org

OSU EXTENSION OFFICE

4:30 p.m. - 4-H & FFA Tractor Driving Entries Due

Thursday, August 17, 2023

LIVESTOCK BARN/ARENA

3:00 p.m. - 4-H & FFA Tractor Driving Contest

Saturday, August 19, 2023

OTA RANGE

8:00 a.m. - Sign up for Trap Shoot

9:00 a.m. - Trap Shoot @ OTA Range

12:00 p.m. - Team Sorting

LIVESTOCK BARN/ARENA

Sunday, August 20, 2023

1:00 p.m. - 4-H/Cloverbud Horse Show

Wednesday, August 23, 2023

EXPO CENTER

10:00 a.m.-8:00 p.m. - **ALL ENTRIES** accepted including Crops & Horticulture, unless otherwise specified (exceptions: Pies & Flowers, see Friday schedule)

8:00 p.m. - ALL Buildings Close

MIDWAY/CARNIVAL

6:00-10:00 p.m. - Midway/Carnival

LIVESTOCK BARN/ARENA

4:30 p.m. - 4-H & FFA Farmhand Olympics

Registration DUE online by QR code or in person by
4:30 p.m.

6:30 p.m. - 4-H/FFA Farmhand Olympics

Thursday, August 24, 2023

EXPO CENTER

8:00 a.m.-2:00 p.m. -CLOSED for Exhibit Judging which begins at 9:00 a.m.

(Expo Center Closed for judging of Open, Crops & Horticulture & 4-H Exhibits)

2:00 p.m. - Expo Open to Public

4:30 p.m. - 4-H & FFA Quiz Bowl

Registration DUE online by QR code or in person by
4:30 p.m.

6:00-8:00 p.m. - 4-H/FFA Quiz Bowl

10:00 p.m. - ALL Buildings Close

MIDWAY/CARNIVAL

6:00-10:00 p.m. - Midway/Carnival

LIVESTOCK BARN/ARENA

2:00-5:30 p.m.- Barrel Racing Exhibitions

6:00 p.m. - Beginner Barrel Racing

7:00 p.m. - AQHA Barrel Racing

7:30 p.m. - Tri-K Open 5D Barrel Racing

Friday, August 25, 2023

MIDWAY/CARNIVAL

6:00-10:00 p.m. - Midway/Carnival Open

EXPO CENTER

8:00-11:00 a.m. - Pies & Flowers Entries

10:00 a.m. - Expo Center Opens to Public

11:30 a.m. - Pie Contest Judged

12:00 p.m. - Flowers Judged

8:00 p.m. - Entertainment - **Smokin Oaks**

10:00 p.m. - ALL Buildings Close

**69th ANNUAL
CANADIAN COUNTY FREE FAIR
August 23, 24, 25, 26, 2023**

Friday, August 25, 2023

LIVESTOCK BARN/ARENA

- 8:00 a.m. - Barn opens to tack and all livestock
- 10:00 a.m. - Swine, Goats & Sheep must be in barn
- 2:00 p.m. - Swine Weigh-in/ Papers Checked
- 4:00 p.m. - Goats Weigh-in
- 5:00 p.m. - Sheep Weigh-in/Paper Checked
- 5:00 p.m. - Beef/ Bucket Calf must be in barn
- 7:00 p.m. - Swine Show
- Swine Peewee/Adult Showmanship

Saturday, August 26, 2023

LIVESTOCK BARN/ARENA

- 9:00 a.m. - Goat Show
- Goat Peewee/Adult Showmanship
- Sheep Show will begin 30 min. following Adult Goat Showmanship
- Sheep Peewee/Adult Showmanship
- 12:00 p.m. - Chester's Party Barn Pony Rides
- 12:00 p.m. - Rabbit Tattooing
- 1:00 p.m. - Rabbit Show
- 1:00 p.m. - Beef Weigh-in/ Papers Checked
- 2:00 p.m. - Pullorum Testing & Poultry Entries
- 4:00 p.m. - Poultry Show
- Rabbit & Poultry Released after Shows
- 4:30 p.m. - Bucket Calf Show
- 5:00 p.m. - Beef Show
- Beef Peewee/Adult Showmanship
- 10:30 p.m. - Livestock Barn & Indoor Arena Closed & Locked

**Goat, Sheep, Swine will be released at 6pm.
Beef will be released after Grand Steer Drive.
(Early departure will Forfeit your
Spring Show eligibility for 2024)**

MIDWAY/CARNIVAL

- 12:00-4:00 p.m. - Midway/Carnival
- 6:00-10:00 p.m. - Midway/Carnival

EXPO CENTER

- 10:00 a.m. - Expo Center Opens to Public
- 10:00-11:00 a.m. - Demonstration/Workshops
- 10:00-11:00 a.m. - Ice Cream Freeze-Off Entries
- 11:30 a.m. - Judging Ice Cream Freeze Off
- 1:00-2:00 p.m. - Demonstration/Workshops
- 2:00-3:00 p.m. - 4-H Demo Workshops
- 3:00-4:00 p.m. - Demonstration/Workshops
- 4:00-5:00 p.m. - 4-H Demo Workshops
- 5:00-6:00 p.m. - Kid's Pedal Pull Sign Up
- 6:00 p.m. - Kid's Pedal Pull
- 5:00-7:30 p.m. - Magic Show
- 8:00 p.m. - Family Night Awards
- 8:30-10:00 p.m. - Expo Entries Released
- 8:30 p.m. - Entertainment - **Quin Peterson**
- 10:00 p.m. - ALL Buildings Close



CANADIAN COUNTY FREE FAIR BOARD, INC.

The Canadian County Free Fair is held under the management of the Canadian County Free Fair Board, Inc.

OFFICERS

Kelly Beck, Yukon.....Chairman
Justin Atkinson, El Reno.....Vice-Chairman
Clint Reuter, El Reno.....Treasurer

DIRECTORS

Michael Beard, Calumet
Dan Wedman, Calumet
Ken Carpenter, Mustang
Phil Carson, Yukon
Brent Hunt, El Reno
Mike Crowley, Calumet
Brad Tipton, Secretary, OKC

OSU EXTENSION OFFICE

Kyle Worthington, Ag/CED
Donna Jung, FCS
Courtney Keck, Horticulture
Todd Branson, 4-H
Alexis Graham, 4-H
Carisa Jones, Administrative
Bandi Oliphant, Administrative

EXPO CENTER

Mandy Davis
405-422-5400
Website – www.canadiancountyexpo.org

BOARD OF COUNTY COMMISSIONERS

Tomas Manske..... District 1
David Anderson..... District 2
Tracey Rider..... District 3

EXCISE BOARD - CANADIAN COUNTY

Chase Tippens..... Yukon
Debbie Harrison.....El Reno
Karl Mengers.....Mustang

GENERAL INFORMATION CLERKS

Kay Bornemann
Jennifer Bornemann

The above clerks will give exhibitor's numbers to everyone having entries in the Expo Center.

**CANADIAN COUNTY FREE FAIR
3001 JENSEN ROAD EAST
EL RENO, OK 73036**

Superintendents

GENERAL SUPERINTENDENT Kyle Worthington, El Reno

TEAM SORTING.....Joe Johnson
Ronnie Baker

BEEF..... Courtney Betts, Mustang
Kyle McNeff, Mustang
Kelly Beck, Yukon
Tom Manske, Yukon
Clark Reuter, El Reno
Calvin Symes, Yukon

SWINE Don Payne, Yukon
Cary Crawford, Yukon
Scott Buchanan, Yukon
Jim Bob Carson, Yukon

SHEEP Dallas Shropshire, El Reno
Shelly Bilderback, El Reno
Wade Wright, Hinton

GOAT Shelly Bilderback, El Reno
Wade Wright, Hinton

POULTRY John McDaniel, El Reno

RABBITS James Fry, Mustang

CROPS HORTICULTURE Nick Owens, El Reno
Tyler Castonguay, El Reno

TRAP SHOOT..... Brian Harper, El Reno

ART Lizzie Lopez, Yukon

PHOTOGRAPHY Kristy Ehlers, El Reno

FARMHAND OLYMPICS Kelly Beck, Yukon
Clint Reuter, El Reno
Ken Carpenter, Mustang
Brent Hunt, El Reno
Dan Wedman, Calumet
Mike Crowley, Calumet
Michael Beard, Calumet
Justin Atkinson, El Reno
Phil Carson, Yukon

EXHIBIT GENERAL SUPERINTENDENTS

OPEN CLASS.....Donna Jung Extension
Educator, Family & Consumer Sciences, OHCE, El Reno

4-H DIVISION.....Alexis Graham & Todd Branson
Extension Educator, 4-H Youth Development, El Reno

HORTICULTURE.....Courtney Keck
Extension Educator, Horticulture, El Reno

AWARD SPONSORS' ADDRESSES

The Susan Meitl Memorial award for Outstanding Senior Exhibitor trophy and Market Doe Goat Division Champion and Reserve Champion Banners, Poultry trophies will be awarded by: **Banner Co-op Elevator Association, 4175 N. Banner Rd., El Reno, OK 73036.**

Grand Champion Doe Buckle, Grand Champion buckle for Market Lambs will be awarded by: **Oklahoma Ag Credit of Kingfisher, Attn: Joe Voth, 17765 US Hwy 81, Kingfisher, OK 73750**

Reserve Grand Champion Doe Buckle will be awarded by: **Schieber Family Farms, 5225 S. Hwy 81, Union City, OK 73090**

The Susan Meitl Memorial award for Outstanding Junior Exhibitor trophy and Market Wether Goat Division Champion and Reserve Champion Banners awarded by: **American Farmers & Ranchers Mutual Ins. Co., 1518 Sunset Dr., El Reno, OK 73036.**

Grand & Res Grand Market Goat Wether Buckles will be awarded by: **Quick Lube of El Reno, Attn. Sam Nusz, 1200 Sunset, El Reno, OK 73036**

Grand Champion Ewe Buckle and Livestock Quiz Bowl Banners will be awarded by: **Canadian County Fair Board, 3001 Jensen Road East, El Reno, OK 73036**

Reserve Grand Champion Ewe Buckle and Senior Showmanship Banner will be awarded by: **Oklahoma Ag Credit of Chickasha, Attn: Curtis Sears, PO Box 868, Chickasha, OK 73023**

Breed and Reserve Breed Champion Ewe Banners, and Breed and Reserve Breed Champion Market Lambs Banners will be awarded by: **Great Plains Bank of El Reno, 701 S. Country Club Rd, El Reno, OK 73036**

Reserve Grand Champion buckle for Market Lambs and Jr Pie Maker Award & Trophy will be awarded by: **Clara and Harry Havener, 1495 Macey, El Reno, OK 73036.**

Breed and Reserve Breed Champion Banners for Gilts will be awarded by: **CKL Spots, Bob Listen, 6400 Reno W, El Reno, OK 73036**

Grand Champion Gilt buckle will be awarded by: **Beard Farms, 16820 Hwy. 66 W., Calumet, OK 73014**

Reserve Grand Champion Gilt buckle will be awarded by: **Piedmont Vet Clinic, Attn: Dr. Rhys Cole, PO Box 355, Piedmont, OK 73078**

Grand and Reserve Grand Champion buckles, Breed and Reserve Breed Champion Banners for Barrows will be awarded by: **The Brower Family, 124 West Vail, Yukon, OK 73099 & The Pivniska Family, 15124 West Reno Ave, Yukon, OK 73099.**

Breed and Reserve Breed Champion Banners for Heifer awarded by: **National Livestock, Attn: Jon Rich, 2501 Exchange Ave Rm 103, OKC, OK 73108**

Grand Champion and Reserve Grand Champion Heifer buckles will be awarded by: **Canadian County Cattlemen's Assoc., PO Box 519, El Reno, OK 73036**

Breed and Reserve Breed Champion Banners for Market Beef awarded by: **El Reno NAPA, 110 N Rock Island, El Reno, OK 73036**

Grand and Reserve Grand Champion buckles for Market Beef awarded by: **OKC West Livestock Market, Inc., 7200 E. Hwy 66, El Reno, OK 73036**

Bucket Calf Awards will be awarded by: **OKC West Livestock Market, Inc., 7200 E. Hwy 66, El Reno, OK 73036, Schieber Family Farms, 5225 S. Hwy 81, Union City, OK 73090**

Junior Showmanship Banners will be awarded by: **Schroeder Grain Co., 620 S. Evans, El Reno, OK 73036.**

Intermediate Showmanship Banners will be awarded by: **Len and Lynda Landrith, 1604 W. Palm Pl, Oklahoma City, OK 73128**

The Senior Champion Pie Maker Trophy and Top Blue Ribbon award by: **The Family of Lois Lagaly, 16960 SW 89th, Union City, Ok 73090**

The "Best of Baked Foods" Junior and Senior Division trophies, Tractor Driving 1st and 2nd place trophies will be awarded by: **Canadian County Farm Bureau, P.O. Box 1148, El Reno, OK 73036.**

Kiddie Tractor Pedal Pull trophies will be awarded by: **Canadian County Commissioners, 201 N Choctaw, El Reno, OK 73036**

Trap Shoot Trophies will be awarded by: **Gene Sears Supply, 2003 S Shepard Ave, El Reno, OK 73036**

ALL Division Rabbit Trophies will be awarded by: **The Fry Family, 6908 Bronco Lane, Mustang OK 73064**

Ice Cream Freeze-Off Trophy will be awarded by: **Ken Carpenter Auction & Realty LLC, 136 W State Hwy 152, Mustang, OK 73064**

**ENTRY
REGULATIONS**

PRE-ENTRIES

**RULES
&
REGULATIONS**

**PROTEST
&
APPEALS**

ENTRY REGULATIONS

1. The County Fair opens on Wednesday and all entries must be made between 10:00 am. and 8:00 p.m. on Wednesday, unless otherwise specified. **Exceptions to the deadline flowers and pies; the exhibitor number for flowers and pies may be secured on Friday from 8:00 a.m. to 11:00 a.m. (In case you have secured a number earlier, that number should be used for pies & flowers.)**
2. Any person taking part in ANY Fair competition must secure an exhibitor number from General Information Clerks in the Expo Center from 10:00 a.m. 8 :00 p.m. on Wednesday. **ONE exhibitor number is to be used for all exhibits or competitions each individual enters.**
3. All exhibits should be entered with the superintendents of the various divisions upon arrival at the fairgrounds on Wednesday. **Before making entries with the superintendent, all exhibitors must have an exhibitor number obtained from the respective information clerk.**
4. **Entries can be pre-entered online by use of our website at www.canadiancountyexpo.org.**

**ALL PRE-ENTRIES NEED TO BE IN NO LATER THAN
FRIDAY, AUGUST 11th BY 5:00 P.M.
LIVESTOCK, POULTRY, RABBITS, & HORSE ENTRIES ARE DUE BY
FRIDAY, AUGUST 11TH BY 5:00 P.M.**

ACADEMIC ELIGIBILITY

1. Youth who have been declared ineligible to participate in extracurricular activities by their local school administration will be declared ineligible to participate at the fair.
2. Youth who are eligible on the first day of the fair will be considered eligible through the duration of the fair. Similarly, youth who are ineligible on the first day of the fair will be considered ineligible through the duration of the fair.
3. If an exhibitor is considered ineligible to participate in the show for any reason, including rules of the Oklahoma Secondary Schools Activity Association (OSSAA), the animals owned by the exhibitor are also ineligible for the fair.
4. Ineligible youth who participate in the show will forfeit all show and/or sales premiums and awards; and will be subject to disciplinary action as provided by the local school policies.
5. It will be the responsibility of the local school administration to notify the student's family and the show management or OSSAA if a particular student is ineligible to participate.

RULES AND REGULATIONS

1. The premium list must be made up before the Excise Board acts upon the estimate. In case there are not sufficient funds with which to pay the premium list, premiums are to be discounted to take care of whatever shortage may occur.
2. Any exhibitor must be a bonafide resident of Canadian County.
3. All exhibits must be bonafide property of the person in whose name the exhibits are entered.
4. Animals must be fed and cared for by the exhibitor to be eligible to show in the Jr. Livestock Show and County Fair. Animals will be subject to random checking as deemed necessary by Vo-Ag instructors and/or Extension personnel.
5. **NO PELLETS ALLOWED FOR LIVESTOCK BEDDING.**
6. **All indoor exhibits will be released from 8:30 p.m. to 10:00 p.m., Saturday. Exhibits not picked up by 10:00 p.m. on Saturday will be available at the OSU Extension Office Mon-Fri 8 a.m.-4:30 p.m. After September 8, 2023 all items will be discarded.**
Release Goat, Sheep & Swine at 6:00 p.m., on Saturday, Beef will release at conclusion of Grand Steer Show Drive. (Early departure will Forfeit your Spring Show eligibility in 2024).
7. Each exhibitor may have only one entry per class except where specified. In the event the Fair Board feels that an imposition is being made, the exhibitor will be governed by the decision of the Fair Board.
8. Junior exhibitors may exhibit only three (3) market goat wethers, three (3) market sheep wethers three (3) barrows, three (3) market steers, three (3) prospect steers, three (3) heifers, three (3) gilts, three (3) does, three (3) ewes & (2) horses. All swine shown (barrows and gilts) must have a Premise ID number.

9. Superintendents will see that all exhibits are properly tagged.
10. **Exhibitors in Junior Livestock (with the exception of Pre 4-H breeding swine), and Poultry must be bonafide members of a Canadian County 4-H Club or FFA Chapter, membership must be current by opening day of the show,** be 8 & 3rd grade and graduated seniors class of 2023. (Seniors are responsible for references to fair guidelines to confirm eligibility). Must also reside in Canadian County and /or attend a school whose district is in Canadian County. In no case will a junior livestock exhibitor and/or entry be eligible to show in more than one County. **Horse Exhibitors must be bonafide members of Canadian County 4-H.**
11. Each exhibitor must show his own animal unless they have more than one in a class. No agents, parents, coaches or instructors will be allowed in the show ring while animals are being judged.
12. The Livestock Stalling Committee in the livestock division will assign space or stalls and exhibitors will be expected to keep their space or stall in a clean condition at all times during the Fair.
13. No diseased animals will be permitted to be exhibited, or to occupy the exhibit stalls at the Fair and every precaution will be used to enforce this rule. The management will not be responsible for any loss or damage that may be sustained.
14. The management reserves the right to remove from the grounds any exhibit that may have been falsely entered or may be deemed unsuitable or objectionable, or to remove any sign, banner, identification mark, signature or advertising matter of any kind which may be deemed objectionable by them without giving any reason thereof.
15. The Canadian County Free Fair Board reserves the right to interpret these rules and regulations and arbitrarily settle all questions arising in connection with the Free Fair.
16. The management reserves the right to amend or add to these rules, as they in their judgment deem advisable. In the event of conflict of any of these rules or regulations, the latter will govern.
17. Any person who violates any of the regulations will forfeit all privileges and premiums.
18. All entries to the County Fair are free, but no unworthy entry will be received.
19. All property of every character entered at the Fair for any purpose shall be subject to the control of the Secretary or Superintendent in charge.
20. All exhibits in the Culinary Department must be strictly homemade, free from adulteration, and the work of the person entering the same. All entries entered must have been made in the last year and must be the work of the exhibitor.
21. The decision of the judges will be final.
22. No claims of corrections or errors will be accepted after January 1, 2024. If you have not received the correct premium amount by December 1, 2023, write to the Secretary of the Fair Board, 3001 Jensen Rd. East, El Reno, Oklahoma 73036 .
23. No claims for injury to any persons property shall ever be asserted or suit instituted or maintained against the Canadian County Free Fair Board, Inc., its officers, or their agents on behalf of any person, firm or corporation, or their agents, representatives, servants or employees having a license or privilege to exhibit on the fairgrounds or to occupy space thereon.
24. No premiums will be awarded on articles not mentioned in the schedule of premiums.
25. In paying premiums the evidence of award will be the Judges' record; and checks or warrants will be mailed to address given by the exhibitor when entry is made.
26. Exhibitor must give complete street address or routes and box numbers. Junior exhibitors who do not have box numbers must give the name of father, mother or guardian, in whose care their premiums will be mailed. All premiums will be mailed to exhibitors after the Fair.
27. Breed champions will be selected from a showing of first place winners from all classes. When selecting the reserve breed champions the second place winner from the class in which the champion was exhibited will show with the remaining first place winners. Grand champion will be selected from the breed champions.
28. No Junior Exhibitor will be allowed to spend the night in the fairgrounds without written permission from the Fair Board. If this rule is violated, the exhibitor will forfeit any premium money they may win.
29. No non-Fair Board sponsored events will be held on the fairground premises during official fair or livestock show period.
30. Any Junior Exhibitor banned from a major show for illegal use of animal drugs will also be banned from showing in the County Jr. Livestock Show and County Fair.

31. No dogs or pets, other than handicapped assistance dogs, shall be permitted on the fairgrounds or in exhibit buildings during the Fair, unless they are part of an authorized act or exhibit.
32. No alcoholic beverages, illegal substances or firearms allowed on the Fairgrounds during County Fair.

PROTEST AND APPEALS

Section 1. All protests must be made in writing and accompanied by a deposit of \$250.00, which deposit will be forfeited if protest is not sustained. Said protest must state plainly the cause of complaint or appeal, and must be filed with the Secretary within five hours after the award was made, it being considered that award was made when ribbon or premium card was placed.

Section 2. No complaint or appeal based upon the statement that the judges are incompetent or have overlooked an animal or article will be considered by the management.

Section 3. The right of an exhibitor to appeal from the decision of a judge to the Board of Directors will lie only when it is charged that the award has been made in violation of the rules governing the exhibit; or when it has been charged that the decision of the judge has been influenced or interfered with by another.

Section 4. Appeals from the decision of a judge or superintendent in charge must be made in writing, and must contain at least one specific charge stating at length the facts relied upon or the rules violated, and naming witnesses and their addresses by whom proof is to be made.

Section 5. All questions of dispute or differences not provided for under the rules shall be referred to the Board of Directors whose decision shall be final.

Section 6. In addition to the right to protest herein guaranteed to exhibitors, the Board of Directors reserve the right to take cognizance of fraud consummated or attempted in connection with an exhibit and take such action as may be deemed just and proper and as may be warranted in the premises.

OWNERSHIP CLAUSE:

When entry is made, prior to show date, exhibitor must have owned steers 90 days. Prior to show date, exhibitor must have owned Barrows, Wethers, Market, and Meat Goats 60 days. Horses owned/or leased at least 30 days prior to show.

BREEDING CLASSES:

All animals must be registered in the name of exhibitor and registration papers presented to superintendent of department. (Exception: Commercial Class) When entry is made, exhibitor must have owned heifers, gilts, does and ewe lambs 30 days.

DRESS CODE FOR ANIMALS WILL BE AS FOLLOWS:

Swine, Beef, Sheep, Goats - Water only, no paint, dye, powder, or changing of color characteristics

IAFE (INTERNATIONAL ASSOCIATION OF FAIRS AND EXPOSITIONS) CODE OF SHOW RING ETHICS

Exhibitors of animals at livestock shows shall at all times deport themselves with honesty and good sportsmanship. Their conduct in this competitive environment shall always reflect the highest standards of honor and dignity to promote the advancement of agricultural education. This code applies to junior as well as open class exhibitors who compete in structured classes of competition. This code applies to all livestock offered in any event at a livestock show. In addition to the "IAFE Code of Show Ring Ethics," fairs and livestock shows may have rules and regulations which they impose on the local, county, state, provincial and national levels. All youth leaders working with junior exhibitors are under an affirmative responsibility to do more than avoid improper conduct or questionable acts. Their moral values must be so certain and positive that those younger and more pliable will be influenced by their fine example. Owners, exhibitors, fitters, trainers and absolutely responsible persons who violate the code of ethics will forfeit premiums, awards and auction proceeds and shall be prohibited from future exhibition in accordance with the rules adopted by the respective fairs and livestock shows. Exhibitors who violate this code of ethics demean the integrity of all livestock exhibitors and should be prohibited from competition at all livestock shows in the United States and Canada.

The following is a list of guidelines for all exhibitors and all livestock in competitive events:

- 1) All exhibitors must present, upon request of fair and livestock show officials, proof of ownership, length of ownership, and age of all animals entered.
Misrepresentation of ownership, age, or any facts relating thereto is prohibited.
- 2) Owners, exhibitors, fitters, trainers, or absolutely responsible persons shall provide animal health certificates from licensed veterinarians upon request by fair or livestock show officials.
- 3) Junior exhibitors are expected to care for and groom their animals while at fairs or livestock shows.

- 4) Animals shall be presented to show events where they will enter the food chain free of volatile drug residues. The act of entering an animal in a livestock show is the giving of, consent by the owner, exhibitor, fitter, trainer and/or absolutely responsible person for show management to obtain any specimens of urine, saliva, blood, or other substances from the animal to be used in testing. Animals not entered in an event which culminates with the animal entering the food chain shall not be administered drugs other than in accordance with applicable federal, state and provincial statutes, regulations and rules. Livestock shall not be exhibited if the drugs administered in accordance with federal, state and provincial statutes, regulations and rules affect the animal's performance or appearance at the event. If the laboratory report on the analysis of saliva, urine, blood, or other sample taken from livestock indicates the presence of forbidden drugs or medication, this shall be prima facie evidence such substance has been administered to the animal either internally or externally. It is presumed that the sample of urine, saliva, blood, or other substance tested by the laboratory, to which it is sent, is the one taken from the animal in question, its integrity is preserved and all procedures of said collection and preservation, transfer to the laboratory and analysis of the sample are correct and accurate and the report received from the laboratory pertains to the sample taken from the animal in question and correctly reflects the condition of the animal at the time the sample was taken, with the burden on the owner, exhibitor, fitter, trainer, or absolutely responsible person to prove otherwise. At any time after an animal arrives on the fair or livestock show premises, all treatments involving the use of drugs and/or medications for the sole purpose of protecting the health of the animal shall be administered by a licensed veterinarian.
- 5) Any surgical procedure or injection of any foreign substance or drug or the external application of any substance (irritant, counterirritant, or similar substance) which could affect the animal's performance or alter its natural contour, confirmation, or appearance, except external applications of substances to the hoofs or horns of animals which affect appearance only and except for surgical procedures performed by a duly licensed veterinarian for the sole purpose of protecting the health of the animal, is prohibited.
- 6) The use of showing and/or handling practices or devices such as striking animals to cause swelling, using electrical contrivance, or other similar practices are not acceptable and are prohibited.
- 7) Direct criticism or interference with the judge, fair or livestock show management, other exhibitors, breed representatives, or show officials before, during, or after the competitive event is prohibited. In the furtherance of their official duty, all judges, fair and livestock show management, or other show officials shall be treated with courtesy, cooperation and respect and no person shall direct abusive or threatening conduct toward them.
- 8) No owner, exhibitor, fitter, trainer, or absolutely responsible person shall conspire with another person or persons to intentionally violate this code of ethics or knowingly contribute or cooperate with another person or persons either by affirmative action or inaction to violate this code of ethics. Violation of this rule shall subject such individual to disciplinary action.
- 9) The application of this code of ethics provides for absolute responsibility for an animal's condition by an owner, exhibitor, fitter, trainer, or participant whether or not he or she was actually instrumental in or had actual knowledge of the treatment of the animal in contravention of this code of ethics.
- 10) The act of entering an animal is the giving of consent by the owner, exhibitor, fitter, trainer, or absolutely responsible person to have disciplinary action taken by the fair or livestock show for violation of this Code of Show Ring Ethics and any other rules of competition of the fair or livestock show without recourse against the fair or livestock show. The act of entering an animal is the giving of consent that any proceedings or disciplinary action taken by the fair or livestock show may be published with the name of the violator or violators in any publication of the International Association of Fairs and Expositions, including *Fairs and Expos* and any special notices to members.
- 11) The act of entering of an animal in a fair or livestock show is the giving of verification by the owner, exhibitor, fitter, trainer, or absolutely responsible person that he or she has read the IAFE Code of Show Ring Ethics and understands the consequences of and penalties provided for actions prohibited by the code. It is further a consent that any action which contravenes these rules and is also in violation of federal, state, or provincial statutes, regulations, or rules may be released to appropriate law enforcement authorities with jurisdiction over such infractions.

Participation in all livestock events requires an electronic signed Show Ring Code of Ethics with Showworks entry.

**NO PELLETS ALLOWED
FOR LIVESTOCK BEDDING**

4-H/Cloverbud HORSE SHOW

**ALL entries must be entered
online at:
www.canadiancountyexpo.org
By August 11th, 2023.**

Section 1
HORSE SHOW
4-H/Cloverbud
Superintendents
Mackenzie Haverfield & Holly Whitman
Judge: TBA
Sunday, August 20, 1:00 p.m.
Check in begins at 12:00 p.m.
Premiums—\$5, 4, 3, 2, 1

All horses for show and competition events must have a negative EIA (Coggins Test) within the past 12 months

NOTICE: ALL entries must be entered online at www.canadiancountyexpo.org to expedite the entry process. If you need assistance call Mackenzie at 405-823-1739 or OSU Extension Office at 405-262-0155 for help entering online.
Online entries close on Friday, August 11th, at 5 p.m.

All participants must be bonafide Canadian County 4-H member by the entry deadline. No Exceptions.
All other eligibility and procedural rules will be governed by the handbook available at [“Rules for Oklahoma 4-H District and State Qualification Horse Shows 2023”](#)

ONE (1) Entry per person, per class.

Halter

1. Mares—5 years and younger
2. Mares—6 years and older
3. Geldings— 5 years and younger
4. Geldings— 6 years and older
5. Cloverbud Showmanship
6. Junior Showmanship
7. Senior Showmanship
8. Ranch Grand Handling All Ages

English Classes

9. Cloverbud Hunter Under Saddle
10. Junior Hunter Under Saddle
11. Senior Hunter Under Saddle
12. Cloverbud Hunt Seat Equitation
13. Junior Hunt Seat Equitation
14. Senior Hunt Seat Equitation

Western Classes

15. Cloverbud Western Pleasure
16. Junior Western Pleasure
17. Senior Western Pleasure
18. Cloverbud Western Horsemanship
19. Junior Western Horsemanship
20. Senior Western Horsemanship
21. Cloverbud Reining
22. Junior Reining
23. Senior Reining
24. Cloverbud Ranch Horse Riding
25. Junior Ranch Horse Riding
26. Senior Ranch Horse Riding
27. Cloverbud Trail
28. Junior Trail
29. Senior Trail

Special Clovers Classes

30. Assisted Walk Trot
31. Independent Walk Trot
32. Assisted Trail
33. Independent Trail
34. Assisted Showmanship
35. Independent Showmanship

Speed Events

36. Cloverbud Barrel Race
37. Junior Barrel Race
38. Senior Barrel Race
39. Cloverbud Pole Bending
40. Junior Pole Bending
41. Senior Pole Bending
42. Cloverbud Stakes Race
43. Junior Stakes Race
44. Senior Stakes Race

*Premiums paid per class

** Overall Highpoint Grand and Reserve Champions awarded in Junior and Senior Division

*** Cloverbuds are ineligible for Halter Classes and Ranch Ground Handling.

1. Exhibitors may not show the same horse in Western Pleasure and Ranch Riding.

**ALL entries must be entered
online at:
www.canadiancountyexpo.org
By August 11th, 2023.**

TEAM SORTING

**TRI-K BARREL
RACING**

**Section 4
Team Sorting
Saturday, August 19th, 12:00 p.m.
Joe Johnson & Ronnie Baker,
Superintendents**

NOTICE: Enter before this event starts at the new fair-grounds arena(3001 Jensen Rd. East El Reno). To enter in the county classes, you must be a resident of Canadian County. Following county classes there will be an open sorting starting no earlier than 2:00 p.m.

All horses for show and competition events must have a negative EIA (Coggins Test) within the past 12 months

If your horse has ever worked around cattle you can do this event!

SORTING RULES

(Demonstration run will be held prior to contest)

1. 60 second time limit
2. 10 numbered cattle
3. Pen size no larger than 60x60 square
4. Twelve foot gate (or opening) between two pens
5. Time begins when the nose of the first horse crosses the plane of the gate.

CLASS:

1. Youth Class. 18 years old and under; 3 ride limit; \$5.00 per team member cattle charge
2. Draw Pot – 3 ride limit; \$20.00 per person; 50% payback
3. Ranch Hand – 1 ride limit (for sorter); \$20.00 per person; 50% payback.

County premiums to each individual and each team member winner are.....\$10, 8, 6, 4, 2

Top Hand Award (traveling buckle) sponsored by Little Joes Boots will be awarded to open rider with most points in 3 runs. In case of a tie, points from the 4th run will be counted. Points will be awarded as follows:

1st–5 points, 2nd–4 points, 3rd–3 points, 4th–2 points, 5th–1 point



Veterans Benefit 5D Barrel Race

\$200 Added Minimum Thursday, August 24, 2023 Indoor Arena

Beneficiary: Grandeur of Grace, Inc.
<https://grandeurofgrace.org/>

		<u>Entry Fee</u>
1-2pm	Open Arena	
2-5:30pm	Exhibitions	\$5/ea
6pm	Mike Kout Memorial Beginners 14&Und	\$20
	(Buckles to Winners)	
	Special Needs Class	Free
	Run at end of Beginners	
	(Awards to all SN)	
6:30pm	Junior Open 14&Und	\$20
	(Roll time to Open with addl. fee)	
7pm	AQHA Jr/Sr/Yth/Am/AmSelect	\$35/Div
	AQHA Sidepot	\$30
7:30pm	\$100 Added Open 5D	\$40
	Open Sidepots	\$30/Ea
	Youth 18 & Und	
	Adult 19-49	
	Senior 50 +	
	\$100 Added APHA/PBRIP	
	Canadian Co Resident	
	Mandatory Barn Fee per Person	\$5
	50/50 Benefit Drawing	\$5

Co-Sanctions Pending:
Better Barrel Races ★ AQHA/OQHA
APHA/PBRIP

Online ★ Mail-In ★ Text Entries (405)206-8317
 Walk-Up Entries Welcome
 Beginners/SN/Junior ★ Enter by 5:30pm
 AQHA ★ Enter by 6pm
 Open late enter ★ Enter until 8pm

No Stalls or RV's Available. All entry information, forms and schedule updates, other Tri-K events may be found at www.trikbarrels.com
 El Reno, OK—Thursdays in September
 Duncan, OK—October 27-29, 2023
 El Reno, OK—January 5-7, 2024

Contact Info:

KK Hedstrom (405)206-8317 (Text Entries)
 Lona.Spears (405) 808-1976 (General Info)
 Email: LonaSpears@TriKBarrels.com

OPEN POULTRY

JUNIOR POULTRY

CHICKENS

TURKEYS

DUCKS

EGGS

RABBITS

ALL ENTRIES MUST
BE DONE ONLINE
AT:

www.canadiancountyexpo.org
By August 11th, 2023.

PRE-ENTRIES ONLY

Section 6 POULTRY-Open John McDaniel, Superintendent Judge: Rich Peters

All exhibits will be judged by comparison and the judge will use as a guide the latest edition of "American Standard of Perfection".

Entries due ONLINE by Friday, August 11th, 5 p.m.

Testing at 2 p.m. Poultry Judging at 4 p.m.

Released Saturday, August 26th following judging

HEALTH REQUIREMENTS

All Poultry and Waterfowl going to public exhibitions must:

- > Be from a flock tested for pullorum-typhoid as part of the National Poultry Improvement Plan (NPIP) and be clean.
- > OR have been tested negative within 90 days of exhibition by an accredited veterinarian or authorized testing agent.

The above information must be shown on either:

- 1) an NPIP 9-2 Test Report or
- 2) an official flock certificate. **If an exhibitor cannot obtain testing, state-testing agents will be available at no charge to exhibitors at 2:00 p.m. Saturday, August 26th.**

Exhibitors may not exhibit more than one entry per class in chicken, turkey, duck and eggs.

Not Sure of Your Bird? Go to this Link for Large Fowl - <https://www.extension.purdue.edu/extmedia/as/as-518.pdf>

Bantams and Large Fowl, Geese, Turkeys - <https://amerpoultryassn.com/accepted-breeds-varieties/>

CHICKENS (Single) Premiums: \$2.50, 2, 1.50

CHICKEN TERMS:

- Cock - male hatched before 2023
- Hen - female hatched before 2023
- Cockerel - male hatched during 2023
- Pullet - female hatched during 2023

DIVISIONS:

- LARGE FOWL/STANDARD- COCK-MALE
- LARGE FOWL/STANDARD- HEN-FEMALE
- LARGE FOWL/STANDARD- COCKEREL- MALE BABY
- LARGE FOWL/STANDARD- PULLET- FEMALE BABY

CLASS: LARGE FOWL/STANDARD

1. AMERICAN
2. ASIATIC
3. ENGLISH
4. MEDITERRANEAN
5. CONTINENTAL
6. ALL OTHER CLASS
7. COMMERCIAL

Trophies Sponsored by: Banner Co-Op
Elevator Association

PRE-ENTRIES ONLY

CHICKENS (Single) CONTINUED...

American Class -

Plymouth Rocks, Dominques, Wyandottes, Javas, Rhode Island Reds, Rhode Island Whites, Buckeyes, Chanteclers, Jersey Giants, Lamonas, New Hampshires, Hollands, Delawares

Asiatic Class - Brahmas, Cochins, Langshans

English Class - Dorkings, Red Caps, Cornish, Orpingtons, Sussex, Australorps

Mediterranean Class - .Leghorns, Minorcas, Spanish, Andalusians, Anconas, Sicilian Buttercups, Catalanas

Continental Class -

Continental (N. European) - Hamburgs, Capines, Lakenvelders, Barnevelders, Welsummers

Continental (Polish) - Polish Bearded, Nonbearded

Continental (French) - Houdans, Faverolies, Crecvecoeurs, LaFleche

All Other Standard Breeds Class -

Games Modern - Old English, Oriental Malays, Sumatras, Aseels, Shamos, Yokohamas, Phoenix, Cubalayas, Miscellaneous - Sultans, Frizzles, Naked Necks, Araucanas, Ameraucanas

Commercial Class- Commercial/Crossbred

DIVISIONS:

BANTAM- COCK-MALE

BANTAM- HEN-FEMALE

BANTAM- COCKEREL- MALE BABY

BANTAM- PULLET- FEMALE BABY

CLASS: BANTAMS

1. SINGLE COMB CLEAN LEG
2. ROSECOMB CLEAN LEG
3. FEATHERLEG
4. MODERN GAME
5. OLD ENGLISH GAME & AMERICAN GAME
6. ALL OTHER COMB CLEAN LEG
7. COMMERCIAL

Single Comb Clean Legged other than game bantam class -

Anconas, Andalusians, Australorps, Catalanas, Campines, Delawares, Dorkings, Dutch, Frizzles, Hollands, Japanese, Java, Jersey Giants, Lakenvelders, Lamonas, Leghorns, Minorcas, Necked Necks, New Hampshires, Orpingtons, Phoenix, Plymouth Rocks, Rhode Island Reds, Spanish, Sussex

Rose Comb Clean Legged Bantam Class - Anaconas, Antwerp Belgians, Dorkings, Dominques, Hamburgs, Leghorns, Minorcas, Red Caps, Rhode Island, Rose Combs, Sebrights, Wyandottes

Feather Legged Bantam Class - Booted, Brahamas, Cochins, Faverolles, Frizzles, Langshans, Silkies, Sultans, Sicilian Buttercups, Sumatras, Yokohamas

Bantam- Modern Game- Exhibition

Bantam-Old English Game, American Game - Ancient

All Other Combs, Clean Legged, Bantam Class - Ameraucanas, Araucanas, Buckeyes, Chanteclers, Cornish, Crevecoeurs, Cubalayas, Houdans, La Fleche, Malays, Polish, Shamos, Sicilian Buttercups, Sumatras, Yokohamas

Commercial Class- Commercial/Crossbred

TURKEYS (Single)

Any breed recognized by the American Poultry Association.

All breeds of males compete together and all breeds of females compete together.

- | | |
|-----------------------|-----------------|
| 1. Male | \$2.50, 2, 1.50 |
| 2. Female | \$2.50, 2, 1.50 |
| Champion Male | Rosette & \$3 |
| Champion Female | Rosette & \$3 |

DUCKS

Any breed recognized by the American Poultry Association

- | | |
|--------------------------------------|-----------------|
| 1. Single, Male or Female Duck | \$2.50, 2, 1.50 |
| 2. Goose & Gander | \$2.50, 2, 1.50 |
| Champion | Rosette & \$3 |

EGGS

(Must be exhibited in cartons)

- | | |
|-------------------------|----------------------|
| 1. Others (dozen) | \$2, 1.50, 1 |
| 2. Brown (dozen) | \$2, 1.50, 1 |
| 3. White (dozen) | 22..... \$2, 1.50, 1 |

PRE-ENTRIES ONLY POULTRY—YOUTH JUNIOR 12TH GRADE AND UNDER

Section -7

POULTRY-Junior

John McDaniel, Superintendent

Judge: Rich Peters

All exhibits will be judged by comparison and the judge will use as a guide the latest edition of "American Standard of Perfection".

Entries due ONLINE by Friday, August 11th, 5 p.m.

Testing at 2 p.m. Poultry Judging at 4 p.m.

Poultry Released after show

HEALTH REQUIREMENTS

All Poultry and Waterfowl going to public exhibitions must:

- Be from a flock tested for pullorum-typhoid as part of the National Poultry Improvement Plan (NPIP) and be clean.
- OR have been tested negative within 90 days of exhibition by an accredited veterinarian or authorized testing agent.

The above information must be shown on either:

- 1) an NPIP 9-2 Test Report or
- 2) An official flock certificate. If an exhibitor cannot obtain testing, state-testing agents will be available at no charge to exhibitors at 2:00 p.m. Saturday, August 26th.

Exhibitors may not exhibit more than one entry per class in chicken, turkey, duck and eggs.

Not Sure of Your Bird? Go to this Link for Large Fowl -

<https://www.extension.purdue.edu/extmedia/as/as-518.pdf>

Bantams and Large Fowl, Geese, Turkeys - <https://amerpoultryassn.com/accepted-breeds-varieties/>

CHICKENS (Single)

Premiums: \$2.50, 2, 1.50

CHICKEN TERMS:

- Cock - male hatched before 2023
- Cockerel - male hatched during 2023
- Hen - female hatched before 2023
- Pullet - female hatched during 2023

DIVISIONS:

- LARGE FOWL/STANDARD- COCK-MALE
- LARGE FOWL/STANDARD- HEN-FEMALE
- LARGE FOWL/STANDARD- COCKEREL- MALE BABY
- LARGE FOWL/STANDARD- PULLET- FEMALE BABY

CLASS: LARGE FOWL/STANDARD

1. AMERICAN
2. ASIATIC
3. ENGLISH
4. MEDITERRANEAN
5. CONTINENTAL
6. ALL OTHER CLASS
7. COMMERCIAL

Trophies Sponsored by: Banner Co-Op
Elevator Association

PRE-ENTRIES ONLY

American Class-Plymouth Rocks, Dominques, Wyandottes, Javas, Rhode Island Reds, Rhode Island Whites, Buckeyes, Chanteclers, Jersey Giants, Lamonas, New Hampshires, Hollands, Delawares

Asiatic Class - Brahmas, Cochins, Langshans

English Class - Dorkings, Red Caps, Cornish, Orpingtons, Sussex, Australorps

Mediterranean Class - Leghorns, Minorcas, Spanish, Andalusians, Anconas, Sicilian Buttercups, Catalanas

Continental Class- Continental (N. European) - Hamburgs, Capines, Lakenvelders, Barnevelders, Welsummers

Continental (Polish) - Polish Bearded, Nonbearded

Continental (French) - Houdans, Faverolies, Crecvecoeurs, LaFleche

All Other Standard Breeds Class- Games Modern - Old English, Oriental Malays, Sumatras, Aseels, Shamos, Yokohamas, Phoenix, Cubalayas, Miscellaneous - Sultans, Frizzles, Naked Necks, Araucanas, Ameraucanas

Commercial Class- Commercial/Crossbred

DIVISIONS:

BANTAM- COCK-MALE

BANTAM- HEN-FEMALE

BANTAM- COCKEREL- MALE BABY

BANTAM- PULLET- FEMALE BABY

CLASS: BANTAMS

1. SINGLE COMB CLEAN LEG
2. ROSECOMB CLEAN LEG
3. FEATHERLEG
4. MODERN GAME
5. OLD ENGLISH GAME & AMERICAN GAME
6. ALL OTHER COMB CLEAN LEG
7. COMMERCIAL

Single Comb Clean Legged other than game bantam class -Anconas, Andalusians, Australorps, Catalanas, Campines, Delawares, Dorkings, Dutch, Frizzles, Hollands, Japanese, Java, Jersey Giants, Lakenvelders, Lamonas, Leghorns, Minorcas, Necked Necks, New Hampshires, Orpingtons, Phoenix, Plymouth Rocks, Rhode Island Reds, Spanish, Sussex

Rose Comb Clean Legged Bantam Class - Anaconas, Antwerp Belgians, Dorkings, Dominques, Hamburgs, Leghorns, Minorcas, Red Caps, Rhode Island, Rose Combs, Sebrights, Wyandottes

Feather Legged Bantam Class - Booted, Brahamas, Cochins, Faverolles, Frizzles, Langshans, Silkies, Sultans, Sicillian Buttercups, Sumatras, Yokohamas

Bantam- Modern Game- Exhibition

Bantam-Old English Game, American Game - Ancient

All Other Combs, Clean Legged, Bantam Class - Ameraucanas, Araucanas, Buckeyes, Chanteclers, Cornish, Crecvecoeurs, Cubalayas, Houdans, La Fleche, Malays, Polish, Shamos, Sicillian Buttercups, Sumatras, Yokohamas

Commercial Class- Commercial/Crossbred

TURKEYS (Single)

Any breed recognized by the American Poultry Association. All breeds of males compete together and all breeds of females compete together.

- | | |
|-----------------------|------------------|
| 1. Male | \$2.50, 2, 1.50 |
| 2. Female | \$2.50, 2, 1.50 |
| Champion Male | Rosette & \$3.00 |
| Champion Female | Rosette & \$3.00 |

DUCKS

Any breed recognized by the American Poultry Association

- | | |
|--------------------------------------|------------------|
| 1. Single, Male or Female Duck | \$2.50, 2, 1.50 |
| 2. Goose or Gander | \$2.50, 2, 1.50 |
| Champion | Rosette & \$3.00 |

EGGS

(Must be exhibited in cartons)

Premiums: \$2, 1.50, 1

1. Others (dozen)
2. Brown (dozen)
3. White (dozen)

PRE-ENTRIES ONLY

RABBITS

Section 8
RABBITS

Superintendent: James Fry
Judge: Brigette Armstrong

Entries due ONLINE by Friday, August 11th, 5:00 p.m.

Tattooing due by Saturday, August 26th, 12:00 p.m.

Rabbit Judging at 1:00 p.m.

Released Saturday, following judging

Premiums: \$2, 1.50, 1

All rabbits entered must follow the American Rabbit Breeders Association in the current Standard of Perfection. All rabbits must be permanently and legibly earmarked. Exhibitors will be responsible for care of their own rabbits and shown by the exhibitor from carriers. Any rabbits showing signs of disease will not be entered. **Rabbits need to be entered by 12:00 p.m. on Saturday, August 26th. Show will start at 1:00 p.m. in the Livestock Arena.**

Division 1- Junior / Youth (Age 18 and under)

Shown by breed (Dutch, Mini-Lop, Flemish Giant, Etc.)

Division 2- Open / Adult (Age 19 and above)

Shown by breed (Dutch, Mini-Lop, Flemish Giant, Etc.)

Division 3- Junior / Youth "Fun" Class (Age 18 and under, non-ARBA standard rabbit projects) This class is to recognize any rabbit projects not meeting the ARBA standards with owners wanting to compete. Rabbits will be judged primarily on the condition and care of the animal. Shown by breed (Dutch, Mini-Lop, Flemish Giant, Etc.)

ANY RECOGNIZED BREED

CLASS

- | | |
|----------|----------|
| 1. Doe | 13. Doe |
| 2. Buck | 14. Buck |
| 3. Doe | 15. Doe |
| 4. Buck | 16. Buck |
| 5. Doe | 17. Doe |
| 6. Buck | 18. Buck |
| 7. Doe | 19. Doe |
| 8. Buck | 20. Buck |
| 9. Doe | 21. Doe |
| 10. Buck | 22. Buck |
| 11. Doe | |
| 12. Buck | |

Best of Show & Reserve Best
Trophies for youth, adult, & fun
group divisions.

Trophies Sponsored by: Fry Family

Ribbons for 1st, 2nd, 3rd place in
each breed

**Fry Family will be on site
Saturday at 12:00 p.m. to assist
exhibitors with rabbit tattooing.**

PRE-ENTRIES ONLY

Pre-Enter online:

www.canadiancountyexpo.org

HORTICULTURE

FRUITS & NUTS

CROPS

HAY & GRAIN

COTTON & PEANUTS

WHEAT

GARDEN

HONEY

FLORICULTURE

Section 9

HORTICULTURE

**Superintendents: Tyler Castonquay & Nick Owens
Judge – Brad Secraw**

**All entries in this department should be submitted by
Wed. from 10:00 a.m. to 8:00 p.m. ONLY.**

Judging starts at 8:00 a.m. Thursday

**Premiums: \$1.50, 1, .75
1 entry per class**

(unless otherwise marked)

Advice to Horticultural Entrants:

- Your entry should be as fresh as possible. Pick your entry the day other entries are due. Do not include entries which are fully ripe and beginning to go soft.
- All entries should be clean. Check to make sure there are no Insects attached or crawling. Do not include entries with insect damage.
- The judge will be looking for consistency in size, shape, color, and degree of ripeness. If the category calls for several examples of particular fruit or vegetable, try to exhibit those which are as similar to one another as possible. Remember "consistency" within the entries with multiple fruits or vegetables
- Okra, peppers, eggplants, squash, and pumpkins should retain a portion of the stem attached. Consistency in stem length is ideal. Stems on pumpkins should be approximately 3 inches in length.
- Forage grasses should be equal length, tightly bound, and with the bottom of the stems cut evenly across the bundle. They should be clearly identified or marked, and look fresh.

Fruits & Nuts

CLASS

- | | |
|------------------------------------|--|
| 1. Apples, Delicious, red (5) | 8. Grapes, White (3 lbs.) |
| 2. Apples, Delicious, yellow (5) | 9. Pears, Bartlett (5) |
| 3. Apples, Jonathan (5) | 10. Pears, Kiefer (5) |
| 4. Apples, Rome Beauty (5) | 11. Pears, other varieties (5) |
| 5. Apples, Wine sap (5) | 12. Peaches, all varieties (5) |
| 6. Apples, all other varieties (5) | 13. Pecans, Native (10 nuts) |
| 7. Grapes, all classes (3 lbs.) | 14. Pecans, Paper Shell -
(10 nuts) |
| | 15. Figs, all varieties (3) |

Crops

16. Barley (1/2 gal)
17. Corn, white (6 ears)
18. Corn, yellow (6 ears)
19. Millet (10 heads)
20. Grain Sorghum, white (15 lbs. threshed)
21. Grain Sorghum, colored(15 lbs. threshed)
22. Oats (1/2 gal.)
23. Popcorn (10 ears)
24. Rye (1/2 gal)
25. Grain Sorghum, white seeded (6 heads)
26. Grain Sorghum, color seeded (6 heads)

Hay and Grain

(One entry per person per class)

27. Alfalfa (block)
28. Alfalfa (15 lbs. seed)
29. Cowpeas (3 vines)
30. Clover, sweet (block)
31. Clover, sweet (15 lbs. seed)
32. Millet (block)
33. Millet (15 lbs. seed)
34. Mung Beans (15 lbs. seed)
35. Soybeans (15 lbs. seed)
36. Sorghum, sweet (block)
37. Sudan Grass (block)

Cotton and Peanuts

38. Cotton (20 boll, open)
39. Cotton (1 stalk, defoliated)
40. Peanuts (3 vines, nuts attached)
41. Peanuts (15 lbs. seed)

Wheat (1/2 Gal.)

Premiums:

\$5, 4, 3, 2, 1

42. Very Early Maturing: (Fannin, SY Achieve CL2, SY Flint, SY Llano, AG Robust, Everest, Jagger, Overley, T153, T154, Billings, Lonerider, NF 101, Pete, Above, Tam 110, WB4269, WB4303, WB-Cedar)
43. Early Maturing: (Doans, Jackpot, SY Benefit, SY Grit, SY Razor, SY Rugged, SY Southwind, Tam 401, Fuller, Karl92, Zenda, LCS Pistol, T158, Bently, Gallagher, Ruby Lee, Smith's Gold, Stardust (W), Chisholm, Custer, Brawl CL Plus, Langin, Ripper, Tam304, Tam112, Armor, WB4458, WB-Redhawk)
44. Medium Maturing: (Bob Dole, Greer, Tam111, Tam113, Tam114,1863, KanMark, Larry, Tatanka, LCS Wizard, Centerfield, Duster, Garrison, OK Bullet, Deliver, Endurance, Avery, Bill Brown, Byrd, Hatcher, Tam204, WB4515, Winterhawk)
45. Late Maturing: (AP503CL2, SY Monument, Joe (W), Oakley CL, LCS Chrome, LCS Mint, Doublestop CLPlus, Spirit Rider, 2174,WB4721, WB-Grainfield)
46. Very Late Maturing: (Long Branch, Lockett)
47. Any other wheat variety not listed
48. Champion Wheat Exhibit - Junior & Open Classes competing
.....\$20

***PRE-ENTER EXHIBITS AT www.canadiancountyexpo.org
 BY AUG. 11TH, 5 P.M.
 *WED. AUGUST 23RD IN PERSON ENTRIES WILL BE
 ACCEPTED 10 A.M.-8 P.M. (Exception Pies & Flowers)**

Garden

- 49. Beans (1 gal. in pod)
- 50. Beets (5)
- 51. Turnips (5)
- 52. Cantaloupes (1)
- 53. Carrots (3)
- 54. Cucumbers (3)
- 55. Egg Plant (1)
- 56. Okra (6)
- 57. Onions, white (5)
- 58. Onions, yellow (5)
- 59. Onions, other (5)
- 60. Garlic (3)
- 61. Peas (1 gal. in pod)
- 62. Pepper, Jalapeno or Hungarian wax (5)
- 63. Pepper, other hot pepper (5)
- 64. Pepper, sweet bell pepper (5)
- 65. Pepper, sweet banana pepper (5)
- 66. Pepper, other sweet (5)
- 67. Potatoes, white or russet (5)
- 68. Potatoes, red (5)
- 69. Sweet Potatoes (5)
- 70. Pumpkin, Field (1)
- 71. Pumpkin, Jack-o-lantern, round & flat(1)
- 72. Pumpkin, oblong (1)
- 73. Pumpkin, pie (1)
- 74. Gourd, small under 10" stem to tip (1)
- 75. Gourd, large over 10" stem to tip (1)
- 76. Squash, winter, acorn, (1)
- 77. Squash, winter, butternut (1)
- 78. Squash, winter, other (1)
- 79. Squash, summer, yellow (2)
- 80. Squash, zucchini (2)
- 81. Squash, summer, any other (2)
- 82. Tomatoes, large type (5)
- 83. Tomatoes, cherry type (5)
- 84. Tomatoes, grape type (5)
- 85. Tomatoes, pear type (5)
- 86. Tomatoes, Roma type (5)
- 87. Tomatoes, heirloom (5)
- 88. Tomatillos (5)
- 89. Watermelon, Black Diamond (1)\$3, 1.50, 1
- 90. Watermelon, other varieties (1)\$3, 1.50, 1
- 91. Vegetable, any other, must be named (3)

Honey

- 92. Comb Honey (1 lb. jar)\$3, 1.50, 1
- 93. Strained Honey (1 lb. jar)\$3, 1.50, 1

**FLOWER ENTRIES FRIDAY, AUGUST 25TH
FROM 8:00-11:00 A.M. ONLY**

FLORICULTURE DEPARTMENT

Judging will start at Apx. 12:00 p.m., Friday, August 25th

1. All entries in this department should be submitted by Friday from 8:00 a.m. to 11:00 a.m. The exhibitor number may also be obtained at this time in the event it was not received on Wednesday for other exhibits.
2. All flowers and plants shown must have been grown by exhibitor.
3. No individual will be permitted to make more than one entry under any one premium number and only one member of a family may make an entry under any one exhibitor number.
4. One (1) item per class – sections 10 and 11.

Entries not conforming to the required number of stems will not be judged (Only 1 stem – not 3 in areas specified).

**SECTION 10
HORTICULTURE SPECIMENS**

Premiums: \$3, 2.50, 2
Best of Show \$10

Flowers shown in this class must have been grown by exhibitor.
Entries must be brought and exhibited in suitable glass, jar, or pop bottle.

CLASS

- | | |
|---|---|
| 1. Garden Phlox (3 stems) | 23. Petunias (3 stems) |
| 2. Canna (1 stem) | 24. Rose, grandiflora (1 stem) |
| 3. Sedum (1 stem) | 25. Rose, Floribunda (1 stem) |
| 4. Chrysanthemum (3 stems) | 26. Rose, hybrid tea (1 stem) |
| 5. Ageratum (3 stems) | 27. Miniature Rose (cut) |
| 6. Begonia (1 stem) | 28. Miniature Rose (potted) |
| 7. Celosia (over 5") | 29. Other Rose |
| 8. Celosia (under 5") | 30. Crepe myrtle (3 stems) |
| 9. Cosmos (3 stems) | 31. Salvia (3 stems) |
| 10. Dahlia (1 stem) | 32. Spider Lily (1 stem) |
| 11. Gaillardias (3 stems) | 33. Snapdragon (3 stems) |
| 12. Daisy (3 stems) | 34. Succulents (cactus) |
| 13. Flowering Shrub (3 stems) | 35. Succulents (potted) |
| 14. Globe Amaranth (3 stems) | 36. Zinnias, flower size 4"
(3 flowers) |
| 15. Geranium (1 stem) | 37. Zinnias, flower size 2 1/2-4"
(3 flowers) |
| 16. Lantanas (3 stems) | 38. Zinnias, flower size under 2 1/2 "
(3 flowers) |
| 17. Large Flowered Shrub (1 stem) | 39. Fairy Garden (minimum 3 live plants) |
| 18. Impatiens (potted) | 40. Potted plants, blooming |
| 19. Marigold, flower size over 4"
(3 stem) | 41. Potted plants, non-blooming |
| 20. Marigold, flower size 2-3"
(3 stem) | 42. Herbs, potted |
| 21. Marigold, flower size 2"
(3 stem) | 43. Coreopsis (3 stems) |
| 22. Madagascar Periwinkle,
White (3 stems) | 44. Summer Poinsettia (1 stem) |
| Color (3 stems) | 45. Dianthus (3 stems) |
| | 46. Sunflowers (3 stems) |
| | 47. Tropical Hibiscus (1 stem) |
| | 48. Butterfly Bush (3 stems) |
| | 49. Goldenrod (3 stems) |
| | 50. Turk's Cap (3 stems) |
| | 51. Any other flower not listed |

**SECTION 11
FLOWER ARRANGEMENTS**

Premiums: \$4, 3.50, 3

No Artificial Flowers

CLASS

1. "Holiday" - Fresh materials and accessories suitable for holiday.
2. "Oklahoma Natives"- Fresh or dried flowers
3. "Pollinator Jubilee"- Fresh materials, attracts butterflies, bees/or hummingbirds.
4. "Culinary Delight" – Using kitchen item, fresh material.
5. "A Rosy Relationship" - Any type of roses with other flowers, any color.
6. "Small Pleasures" - Miniatures, not over 8" in any direction.
7. "Life's Special Moments" - Fresh material celebrating special times, not holiday.
8. "Kid Time" – Fresh material, child theme.

JUNIOR LIVESTOCK DIVISION

**PEEWEE
LIVESTOCK SHOW**

SHOWMANSHIP AWARD

HERDSMANSHIP

**JUNIOR BREEDING CLASSES
OF LIVESTOCK**

GOAT DOES

JUNIOR MARKET GOAT

SHEEP– JUNIOR BREEDING

MARKET WETHERS

SWINE JUNIOR BREEDING

SWINE BARROWS

BEEF– JUNIOR BREEDING

BEEF STEERS

BUCKET CALF PROJECT

**NO PELLETS ALLOWED FOR
LIVESTOCK BEDDING**

**Goat, Sheep, Swine will be released
at 6pm. Beef will be released after
Grand Steer Drive.**

**(Early departure will Forfeit your
Spring Show eligibility for 2024)**

JUNIOR LIVESTOCK DIVISION

Section 100 Peewee Livestock Show

**Registration: Sign up will be at the show office.
Peewee show entries due by the end of each species show.
(Goat, Sheep, Swine and Beef)**

Notes:

1. Child must be at least 4 years old, but not more than 8 years old and going into the 2nd grade as the date of the show.
2. One entry per person.
3. No entry fee.
4. Must be a resident of Canadian County and/or attend school in a school district in Canadian County.
5. Participant does not need to own their animal, but is responsible for finding an animal and equipment to use.
6. Participation ribbons and prizes will be awarded to each show man.
7. Classes will be broke into heats for each species if numbers exceed showing capacity.

SHOWMANSHIP AWARD

Competition for this award will be divided into three groups: Jr. Group is 8-12 years old, Intermediate Group 13-15 years old, & Sr. Group is from 16-19 years. Banners will be awarded to the winner in each group in the beef, swine, sheep and goats.

Junior banners awarded by: Schroeder Grain

Intermediate banners awarded by: Len & Lynda Landrith

Senior banners awarded by: Oklahoma Ag Credit of Chickasha

MARKET GRAND CHAMPION winners may compete for Showmanship Award in the livestock division in which they won the Grand champion (must be an exhibitor in that particular division to compete for Showmanship). This is based on:

1. Appearance and response of animals being exhibited;
2. Appearance of exhibitor in the show ring and ability to exhibit;
3. Courtesy of exhibitor in the ring and toward fellow exhibitors;
4. Conduct of exhibitor in show ring and in general around the show barn and grounds;
5. Respect for fellow exhibitors and spirit of cooperation generally throughout the show.

**Participation in all livestock events
requires an electronic signed Show
Ring Code of Ethics with Showworks
entry.**

**NO PELLETS ALLOWED FOR LIVE-
STOCK BEDDING**

**ENTRIES MUST BE COMPLETED BY
AUGUST 11, 2023 BY 5 P.M.**

**ENTRIES MUST BE COMPLETED BY
OSU EXTENSION OFFICE OR
AG TEACHERS ONLY**

Herdsmanship



The Canadian County Fall Fair and Spring Livestock Shows are wonderful chances to demonstrate the good work youth do for the entire community. Chapters and clubs are encouraged to be creative and make the most of this opportunity!

Judges will focus on the core expectations below to assign point values.

- **Cleanliness- keeping areas clean, tidy and supplies picked up**
 - Storage area kept tidy and as professional as possible
 - Make sure isles are cleared of livestock waste (clean shavings acceptable)
 - Clean and bed stall and police the area
- **Animal Care- feed and water animal regularly, check on animal periodically**
 - Exercise
 - Clean up after animal in all circumstances
 - Grooming and preparation of animals for showing
- **Exhibitor Conduct - Sportsmanship, attitude, respect**
 - Willingness to work together as a team
- **Chapter/Club Pride (Professionalism)- banners hung, stall tags, aesthetic presentation**
 - Dress and proper attire when showing animals
 - Display banner of chapter/club
 - Educational signage to Promote Safety & Competition Atmosphere
 - Knowledge of animal- breed, weight, birthdate etc. for registration

**\$200 Team Award (per species)
Winner Take All!**

LIVESTOCK ENTRIES

Each junior exhibitor is limited to 3 breeding and 3 market per species.

GOATS

ALL Goats must be in the barn by 10:00 a.m.

Friday, August 25th, Weigh-in at 4:00 p.m.

Any goat with visible signs of contagious disease including ringworms must be accompanied by health papers dated within 72 hours of weigh-in stating they are no longer contagious.

Section 101

Goat Does

Judge: **Kyler Lee, Morrison, OK**

The Doe Show will start at 9:00 a.m. Saturday followed by the Market Goat Wethers.

Premiums: \$10, 8, 6, 4, 4, 4, 2, 2

Ownership: exhibitors must maintain continuous ownership, possession and provide daily care for each market doe entered in the show. Registration papers will not be required. All meat goats must resemble a Boer or be a member of a Meat Goat Breed. All does will show as market goats. Market Goat Show exhibitors must be in 4-H or FFA. All Does will be divided into divisions, preferably no more than 8 to a class, depending on weight breaks. If no more than 15 Market Doe Goats are entered, there will be just one division. Does under 40 lbs. will not be accepted. Maximum weight for Market Doe Goats is 150 lbs.

Division ChampBanner, Rosette & \$8
Reserve Division ChampBanner, Rosette & \$5
GRAND CHAMPION DOEBuckle, Rosette & \$12
RESERVE GRAND CHAMPION DOE Buckle, Rosette & \$8

Champion Division & Reserve Champion Division Banners

Sponsored by: **Banner Co-op Elevator Association**

Grand Champion Doe Buckle

Sponsored by: **Oklahoma Ag Credit of Kingfisher**

Reserve Grand Champion Doe Buckle

Sponsored by: **Schieber Family Farms**

Section 102

Junior Market Goat Show

Judge: **Kyler Lee, Morrison, OK**

The Market Goat Show will start immediately after the Doe Show.

Premiums: \$10, 8, 6, 4, 4, 4, 2, 2

Ownership: exhibitors must maintain continuous ownership, possession and provide daily care for each market wether entered in the show. Exhibitors may show three market wethers. All goats must classify as meat goats. Registration papers will not be required. No billies will be allowed to show. All meat goats must resemble a Boer or be a member of a meat goat breed. All wethers will show as market goats. Market goat show exhibitors must be in 4-H or FFA. All wethers will be divided into divisions, preferably no more than 8 to a class, depending on weight breaks. If no more than 16 Market Wethers are entered, there will be just one division. If no more than 30 Market wethers are entered, there will be two divisions. Over 30 Market Wether entered, there will be three divisions. Wethers under 40 lbs. will not be accepted. Maximum weight for Market wether goats is 150 lbs. The show will directly follow the doe show.

Division ChampionBanner, Rosette & \$8
Reserve Division ChampionBanner, Rosette & \$5
GRAND CHAMP MARKET GOAT Buckle, Rosette & \$12
RES GRAND CHAMP MARKET GOATBuckle, Rosette & \$8

Champion and Reserve Champion Division Banners are

Sponsored by: **American Farmers & Ranchers Mutual Insurance Company**

Grand Champion & Reserve Grand Champion Buckles are

Sponsored by: **Quick Lube of El Reno**

Showmanship:

Competition for this award will be divided into three groups, Jr. Group is 9-12 years old, Intermediate Group 13-15 years old & Sr. Group is from 16-19 years old. Banners will be awarded to the winner in each group in the goats.

Junior banner awarded by: **Schroeder Grain**

Intermediate banner awarded by: **Len & Lynda Landrith**

Senior banner awarded by: **Oklahoma Ag Credit of Chickasha**

SHEEP

ALL Sheep must be in the barn by 10:00 a.m. Friday, August 25th, Weigh-in/ Papers Checked at 5:00 p.m.

Participation in all livestock events requires an electronic signed Show Ring Code of Ethics with Showworks entry.

SECTION 104

SHEEP - JUNIOR BREEDING

(Ewe Lamb born after 1/1/23)

Judge: Kyler Lee, Morrison, OK

The Junior Breeding Sheep Show will start 30 minutes following Adult Goat Showmanship

Premiums: \$10, 8, 6, 4, 4, 4, 2, 2

The superintendents of the sheep division shall have the authority to determine which breed an animal should be placed for the show. Ewes will begin at the conclusion of Adult Goat Showmanship, followed by Wethers on Saturday.

Classes will be broke by weight.

NOTE: All ewes entered in this Section must have a Scrapie Identification Tag in the left or right ear.

SHOW ORDER – Hair Sheep, Southdown, Shropshire, Dorset, Hampshire, Suffolk, Commercial

Breed Champion.....Banner, Rosette & \$8
Reserve Breed Champion.....Banner, Rosette & \$5
GRAND CHAMPION EWEBuckle, Rosette & \$12
RESERVE GRAND CHAMPION EWE....Buckle, Rosette & \$8

Any sheep with visible signs of contagious disease including ringworms must be accompanied by health papers dated within 72 hours of weigh-in stating they are no longer contagious.

Breed Champion & Reserve Breed Champion Banners
Sponsored by:
Great Plains Bank

Grand Champion Ewe Buckle Sponsored by:
Canadian County Fair Board

Reserve Grand Champion Ewe Buckle Sponsored by:
Oklahoma Ag Credit of Chickasha

**Goat, Sheep, Swine will be released
at 6pm.**

**Beef will be released after
Grand Steer Drive.**

**(Early departure will Forfeit your
Spring Show eligibility for 2024)**

SHEEP

ALL Sheep must be in the barn by 10:00 a.m. Friday,
August 25th, Weigh-in at 5:00 p.m.

SECTION 105 Market Wethers

Judge: **Kyler Lee, Morrison, OK**

The Market Wether Show will start immediately following the
Ewe Show.

Premiums: \$10, 8, 6, 4, 4, 4, 2, 2

Ewes cannot be shown in Market Class. Market Wethers will be weighed and classified by Friday at 6pm after the Ewes. All Market Wethers must have at least one temporary incisor attached. All Market Wethers will be weighed and divided into classes by weight. Preferably, there will be no more than 8 to a class. Market Wethers under 65 pounds will not be accepted.

SHOW ORDER – Hair Sheep, Southdown, Shropshire, Dorset,
White Face Crossbred, Natural Colored, Hampshire, Suffolk,
Blacked Faced Crossbred

Breed Champion..... Banner, Rosette & \$8
Reserve Breed Champion Banner, Rosette & \$5
GRAND CHAMPION WETHER.....Buckle, Rosette & \$12
RES GRAND CHAMP WETHER..... Buckle, Rosette & \$8

Breed Champion & Reserve Breed Champion Banners
Sponsored by: **Great Plains Bank**

Grand Champion Market Lamb Buckle
Sponsored by: **Oklahoma Ag Credit of Kingfisher**

Reserve Grand Champion Market Lamb Buckle
Sponsored By: **Harry & Clara Havener**

Showmanship:
Competition for this award will be divided into three groups, Jr. Group is 8-12 years old, Intermediate Group 13-15 years old & Sr. Group is from 16-19 years old. Banners will be awarded to the winner in each group in the sheep.

Junior banner awarded by: Schroeder Grain

Intermediate banner awarded by: Len & Lynda Landrith

Senior banner awarded by: Oklahoma Ag Credit of Chickasha

**Participation in all livestock events
requires an electronic signed Show
Ring Code of Ethics with Showworks
entry.**

**NO PELLETS ALLOWED FOR
LIVESTOCK BEDDING**

SWINE

ALL Swine must be in the barn by 10:00 a.m. Friday, August 25th. Weigh-in/ Papers Checked at 2:00 p.m.

Due to H1N1 (Swine Flu) all swine exhibitors (Gilts and Barrows) must have a Premise ID and Health papers from DVM stating a negative Bruc./PRV test. Day of Show 5 years and up can show gilts.

SECTION 106

SWINE - JUNIOR BREEDING

(Sow Pig Farrowed on or after 1/1/23)

Judge: Braeton Kimble, Hydro, OK

The Gilt Show will start at 7:00 p.m., August 25th, Friday

Premiums: \$10, 8, 6, 4, 4, 4, 2, 2

Commercial Gilts will be weighed and divided into classes, preferably, no more than 12 to a class, depending on weight breaks. Minimum weight is 150 pounds and maximum weight is 375 pounds.

Classes will be broke by Birthdate and commercial broke by weight.

SHOW ORDER -

Berkshire, Chester White, Duroc, Hampshire, Hereford, Landrace, Poland China, Spots, Yorkshire, Light Cross, Dark Cross

Breed Champion Banner, Rosette & \$8
Reserve Breed Champion..... Banner, Rosette & \$5
GRAND CHAMPION GILT Buckle, Rosette & \$12
RES GRAND CHAMPION GILT..... Buckle, Rosette & \$8

Breed Champion & Reserve Breed Champion Banners

Sponsored by: **CKL Spots**

Grand Champion Gilt Buckle Sponsored by:

Beard Farms

Reserve Grand Champion Gilt Buckle Sponsored

By: Piedmont Vet Clinic

SECTION 107

SWINE-Barrows

Judge – Braeton Kimble, Hydro, OK

The Barrow Show will start immediately after the Gilt Show.

Premiums: \$10, 8, 6, 4, 4, 4, 2, 2, 2

Barrows will be weighed and divided into classes, preferably, no more than 12 to a class, depending on weight breaks. Minimum weight is 150 pounds and maximum weight is 280 pounds.

SHOW ORDER -

Berkshire, Chester White, Duroc, Hampshire, Hereford, Landrace, Poland China, Spots, Yorkshire, Light Cross, Dark Cross

Breed ChampionBanner, Rosette & \$8
Reserve Breed Champion.....Banner, Rosette & \$5
GRAND CHAMP BARROWBuckle, Rosette & \$12
RES GRAND CHAMP BARROW.....Buckle, Rosette & \$8

Breed Champion & Reserve Breed Champion Barrow Banners Sponsored by: The Brower & Pivniska Families

Grand Champion & Reserve Grand Champion Barrow Buckle Sponsored by: The Brower & Pivniska Families

Showmanship:

Competition for this award will be divided into three groups, Jr. Group is 8-12 years old, Intermediate Group 13-15 years old & Sr. Group is from 16-19 years old. Banners will be awarded to the winner in each group in the swine.

Junior banner awarded by: Schroeder Grain

Intermediate banner awarded by: Len & Lynda Landrith

Senior banner awarded by: Oklahoma Ag Credit of Chickasha

BEEF

ALL Beef must be in the barn at 5:00 p.m.,
Friday, August 25th

Weigh-in/Papers Checked at 1:00 p.m. Saturday
Bucket Calf will be shown first at 4:30 p.m., followed by
Heifers, Prospects, & Steers on Saturday .

SECTION 108

BEEF - JUNIOR BREEDING

Judge: Chris Klassen, Hydro, OK

Heifer papers due at 1:00 p.m. on Saturday
Heifer Show will start after Bucket Calf Show.

Premiums:

\$20, 12, 10, 8, 6, 4, 4, 4, 4, 4

The exhibitor will be limited to three entries.

Angus, Hereford, & Shorthorn make a breed.

If three (3) or more heifers of a continental breed are
entered they will have their own class.

SHOW ORDER - American Aberdeen, Angus, Beefmaster,
Brahman, Brangus, British White, Charolais, Charolais
Percentage, Chianina, Chianina Influence, Dexter, Gelbvieh,
Hereford, Limousin, Main-Anjou, Maintainer, Mini Hereford, Red
Angus, Red Angus Percentage, Saler, Shorthorn, Shorthorn Plus,
Simmental, Simmental Influence, ARB, ORB & Commercial

Heifers shall meet eligibility requirements of that breed as listed in
the State Show guidelines, and placed in class at the discretion of
the Beef Superintendents.

**All Registered Heifers will be placed in a class by breed &
birthdate and shown in alphabetical order. Commercial
Heifers will be weighed to be placed in a class and will show
last.**

If other recognized registered breeds are shown, each breed will
be shown in a separate class. Breed and Reserve Breed
Champion Commercial Heifers will show with Breed
Champions for Grand and Reserve Grand Heifer.

Champion Heifer of each Breed.....Banner, Rosette & \$10
Res Champion Heifer of each Breed.....Banner, Rosette & \$5
GRAND CHAMPION HEIFERBuckle, Rosette & \$25
RES GRAND CHAMPION HEIFER..... Buckle, Rosette & \$15

Champion & Reserve Champion Heifer Banners
Sponsored by: [National Livestock](#)

Grand Champion & Reserve Grand Champion Heifer
Buckles Sponsored by:
[Canadian County Cattlemen's Association](#)

RELEASE LIVESTOCK:

Goat, Sheep, Swine will be released at 6pm.
Beef will be released after Grand Steer Drive.
(Early departure will Forfeit your
Spring Show eligibility for 2024)

BEEF

ALL Beef must be in the barn at 5:00 p.m.,
Friday, August 25th Weigh-in/Papers Checked at
1:00 p.m. Saturday, Bucket Calf will be shown first
at 4:30 p.m., followed by Heifers, Prospects, &
Steers on Saturday .

SECTION 109

BEEF - Steers

Judge: Chris Klassen, Hyrdo, OK

Weigh in at 1:00 p.m. on Saturday

The Steer Show will start immediately after Heifer
Show.

Premiums:

\$20, 12, 10, 8, 6, 4, 4, 4, 4, 4

The exhibitor will be limited to three entries. All
steers will be weighed in and placed in a Class.
Angus, Hereford, & Shorthorn make a breed.
If three (3) or more steers of a continental breed
are entered they will have their own class.

SHOW ORDER - Angus, Charolais, Chianina,
Gelbvieh, Hereford, Limousin, Maine Anjou,
Red Angus, Saler, Shorthorn, Simmental, A.O.B.,
Crossbred

Champion of each Breed.....Banner, Rosette & \$8
Reserve Champion of each Breed Banner, Rosette & \$5
GRAND CHAMP STEER.....Buckle, Rosette & \$25
RES GRAND CHAMP STEER ...Buckle, Rosette & \$15

Champion & Reserve Champion Steer Banners

Sponsored by: **El Reno NAPA**

**Grand Champion & Reserve Grand Champion Steer
Buckles**

Sponsored by: **OKC West Livestock Market, Inc.**

Showmanship:

Competition for this award will be divided into three
groups, Jr. Group is 8-12 years old, Intermediate Group
13-15 years old & Sr. Group is from 16-19 years old.
Banners will be awarded to the winner in each group in
the beef.

Junior banner awarded by:

Schroeder Grain

Intermediate banner awarded by:

Len & Lynda Landrith

Senior banner awarded by:

Oklahoma Ag Credit of Chickasha

RELEASE LIVESTOCK:

Goat, Sheep, Swine will be released at 6pm.
Beef will be released after Grand Steer Drive.
(Early departure will Forfeit your
Spring Show eligibility for 2024)

**SECTION 111
Bucket Calf Project
Superintendents Lora Turner**

ALL Beef must be in the barn at 5:00 p.m., Friday, August 25th

**Bucket Calf Show will start at 4:30 p.m.
Saturday, Aug. 26th**

Awards will be awarded to all the Exhibitors.

The 4-H Bucket Calf Project is designed to introduce youth 5-8 years old & going into the 2nd grade to the Beef and Dairy 4-H Projects. By allowing younger children the experience of working with a smaller less intimidating size of animal, they become comfortable with these projects as they grow. This is designed to be a short-term project with calves purchased in June and finalized with the showing at the county fair in August.

Exhibitors: 5-8 years of age on day of show

May be dairy or beef, orphaned, male or female.
(Only one bucket calf per person may be shown.)

Purchase Date: The project calf must be purchased, leased or acquired and a County 4-H Extension Educator must be notified by August 1, 2023, as to participation in this program. For questions contact the extension office for more information and required paperwork at, 405-262-0155.

Judging Based on: Bucket calf classes are judged by conference method (personal interviews). The quality of the calf is not a consideration. The calf should be washed and dried. Rope halters only! NO CLIPPING, SHOW HALTERS, OR SHOW STICKS.

1. A bucket calf is an orphan or newborn calf purchased when they are one day to ten days old. The calves may be male or female, orphaned, beef or dairy. The calves are started on a bottle (or bucket) and nipple.
2. Calf must be trained to lead in the show ring.
3. Calf must be acquired by August 1, 2023.
4. No dressing or cutesy things!
5. Calf should be washed and dried.
6. Interview of exhibitor will be conducted in show ring with calf on rope halter. Questions may cover calf's care, health, expenses, and future plans.
7. Ownership not necessary
8. Weight limit will be 350 pounds.

- * **Scrapbook form available at the OSU Extension Office at the time of entry by August 1st.**
- * **Scrapbook due Saturday August 26th by 4:00 p.m. to the Livestock Office in the Arena.**

**Sponsored by: OKC West Market, Inc. &
Schieber Farms**

**NO PELLETS ALLOWED
FOR LIVESTOCK BEDDING**

RELEASE LIVESTOCK:

**Goat, Sheep, Swine will be released at 6pm.
Beef will be released after Grand Steer Drive.
(Early departure will Forfeit your
Spring Show eligibility for 2024)**

STONE AGE SHOWMAN

Showmanship Contest

CATTLE ★ SWINE
SHEEP ★ GOATS



CONTEST RULES

- * Contestants must NOT be of age to be a bonafied 4-H or FFA Member.
- * Nominations must be complete before Grand Drive of each species begins.
- * Nominees must buyout at the showring at the beginning of stone age showmanship or come ready to show.
- * Nominate at the livestock office anytime during the 2023 Canadian County Free Fair Livestock Show.
- * All proceeds from nominations and buyouts will benefit Canadian County Livestock Youth.
- * Prizes awarded to winner of each species.
- * Bribery of Judges is Encouraged !
- * Costumes are allowed and Welcome
- * Animals can be plastic, stuffed or alive but we prefer them not dead.
- * Contact Bandi Oliphant with any questions (405)262-0155
- * The winners of the Jr, Int and Sr Showmanship contests held during Livestock Show will Judge the Stone age contest.



\$5 NOMINATION
\$25 BUY OUT

4-H Dunk Tank



Per Pitch: \$2 (1 ball)
Strikeout: \$5 (3 balls)
Full Count: \$10 (7 balls)
Umpire's Bribe: \$20 (pull the cord)

Visit the dunk tank located in the food court for the "Batter Lineup" and dunking schedules!

All proceeds benefit the Canadian County 4-H Volunteer Leaders Council



How many **stomachs** does a cow have

We know you have millions of questions. Let our Livestock Ambassador Team put your mind at ease. Visit the Livestock Information Center in the Expo Hall to safely park your stroller, join a scheduled barn tour or learn more about your favorite barnyard animal!



ALL SERVICES ARE FREE!
TIMES AND LOCATION
EXPO HALL NEAR THE CONCESSIONS
DAILY THURSDAY through FRIDAY

FAIR CO-SPONSORS

THE RIDE OF YOUR LIFE!



2830 US-81, El Reno, OK 73036

Dorsey-Jones

BUICK GMC
El Reno, Oklahoma

AROUND HERE, JOHN DEERE STARTS WITH P&K.



JOHN DEERE



VISIT US ONLINE:
PKEQUIPMENT.COM

LINGO

**BUILD WITH ENERGY.
BUILD WITH INTEGRITY.
BUILDWITHLINGO.COM
405-602-2100**

**PLEASE CHECK
WEBSITE &
FACEBOOK FOR
COUNTY FAIR
EVENTS OR CALL
405-422-5400**

www.canadiancountyexpo.org

&

<https://>

www.facebook.com

[CanadianCountyFair/](https://www.facebook.com/CanadianCountyFair/)

**NO PELLETS ALLOWED
FOR LIVESTOCK BEDDING**



CANADIAN COUNTY FREE FAIR
Livestock Show
AUGUST 23.24.25.26 2023

HOME ECONOMICS OPEN CLASS

SECTION 200-243

CULINARY

FOOD PRESERVATION

**TEXTILES, CLOTHING &
HANDIWORK**

CRAFTS

ICE CREAM FREEZE OFF

**HOME & COMMUNITY
EDUCATION EXHIBITS**

*PRE-ENTER EXHIBITS AT www.canadiancountyexpo.org
BY AUG. 11TH, 5 P.M.

*WED. AUGUST 23RD IN PERSON ENTRIES WILL BE
ACCEPTED 10 A.M.-8 P.M. (Exception Pies & Flowers)

Home Economics Open Class

Expo Center CULINARY

All exhibits in Culinary Department must be strictly home-made, free from adulteration and the work of the person entering the same. One slice of bread after 2 p.m. will be left for display; entrants will be allowed to take remainder home.

Whole cakes, minus 1 piece, need to be picked up by 5:00p.m. Thursday or they will be donated to Expo Concession Stand.

Decorated cakes will be left whole, on display throughout the Fair. If possible, bring specified number/amount of product on paper/styro-foam plate in a plastic zipper bag. Exhibitors may enter one (1) item per class (Sections 200-210).

SENIOR DIVISION

(Open to 19 years of age and older)

Best of Baked Foods -

Sr. Division Trophy selected from Section 200-203.

SECTION 200

BAKING - BREADS

Premiums: \$5, 4.50, 4

Bring bread in plastic bag.

One (1) loaf unless otherwise specified.

CLASS

- | | |
|-------------------------------|--------------------------------|
| 1. White Yeast Bread (1 Loaf) | 9. Tea Ring (whole) |
| 2. Whole Wheat (1 Loaf) | 10. Coffee Cake (3) |
| 3. Quick Bread (1 Loaf) | 11. Sour Dough Starter Bread |
| 4. Dinner Rolls (3) | 12. Bread Machine Loaf (White) |
| 5. Cinnamon/Sweet Rolls (3) | 13. Bread Machine Loaf (Wheat) |
| 6. Muffins (Remove Paper) (3) | 14. Bread Machine Loaf (Other) |
| 7. Biscuits (3)/Scones (3) | 15. Gluten-free Bread Loaf |
| 8. Kolaches (3) | 16. Cornbread (3) |
| | 17. Any other bread (1 Loaf) |

SECTION 201

CAKES (Whole)

Premiums: \$5, 4.50, 4

CLASS

1. Pound Cake, without icing (whole)
2. Angel Food, without icing (whole)
3. Angel Food, iced (whole)
4. Apple Sauce Cake (whole)
5. Chocolate Cake (layered and iced) (whole)
6. Carrot Cake (layered & iced) (whole)
7. White Cake (layered & iced) (whole)
8. Fruit Cake (whole)
9. Decorated Cake or Form (will not be cut) (whole)
10. Create-A-Cake (Use box cake mix base) (whole)
11. Gluten free product (whole)
12. Any other cake (whole)

SECTION 202

SMALL CAKES & COOKIES

Premiums: \$4.50, 4, 3.50

(Place on small plate in plastic bag. Do not wrap separately)

CLASS

1. Brownie or Fudge Square (3)
2. Cup Cakes (remove paper) iced (3)
3. Snickerdoodles (3)
4. Oatmeal Cookies (3)
5. Sugar Cookies (3)
6. Chocolate Chip Cookies (3)
7. Decorated Cookies (3)
8. Peanut Butter Cookies (3)
9. No-Bake Cookies (3)
10. Create-a-Cookie (use box cake mix base) (3)
11. Bar Cookies (other than brownies) (3)

***PRE-ENTER EXHIBITS AT www.canadiancountyexpo.org
BY AUG. 11TH, 5 P.M.**

***WED. AUGUST 23RD IN PERSON ENTRIES WILL BE
ACCEPTED 10 A.M.-8 P.M. (Exception Pies & Flowers)**

SECTION 202 (Continued)

12. Filled Cookies (3)
13. Gluten free product (3)
14. Any other cookies (3)

SECTION 203 CONFECTIONS

Premiums: \$4.50, 3, 3.50

Place on small plate in plastic bag.
Do not wrap separately!

CLASS

1. Date Roll/loaf (3)
2. Divinity (3)
3. Peanut Brittle (3)
4. Fudge (3)
5. Any other candy (3)

JUNIOR DIVISION

(Open to 18 years of age and under)

All exhibits must be the work of the exhibitor.

Entries should be on disposable plates in plastic bags if possible.

One slice bread will be left for display, entrants will be able to take remainder home after 2 p.m. Whole cakes, minus 1 piece, need to be picked up by 5 p.m. Thursday or they will be donated to Expo Concession Stand.

Best of Baked Foods -

Jr. Division Trophy selected from Section 204-206.

SECTION 204 8 Years and Under

Premiums: \$3, 2.50, 2

Place on plate in plastic bag. Do not wrap separately.

CLASS

1. Brownies (3)
2. Cup Cakes (un-iced - remove paper) (3)
3. Decorated Cup Cakes (3)
4. Chocolate Chip Cookies (3)
5. Peanut Butter Cookies (3)
6. Oatmeal Cookies (3)
7. Sugar Cookies (3)
8. Snickerdoodles (3)
9. Bar Cookies (3)
10. No-Bake Cookies (3)
11. Cookies, any other (3)
12. Candy, any kind (3)
13. Yeast Rolls (3)
14. Yeast Bread (1 loaf)
15. Bread Machine Loaf (1 loaf)
16. Sweet Bread (1 whole or 3 rolls)
17. Quick Bread (1 loaf)
18. Biscuits (3)/ Scones (3)
19. Muffins (Remove Paper) (3)
20. Coffee Cake (1 cake)
21. White Cake (1 cake)
22. Chocolate Cake (1 cake)
23. Decorated Cake (1 cake)
24. Create-A-Cake (Cake Mix Base) (1 cake)
25. Gluten free product (1 whole or 3)
26. Decorated Cookies (3)
27. Any Other Cake (1 cake)

***PRE-ENTER EXHIBITS AT www.canadiancountyexpo.org
BY AUG. 11TH, 5 P.M.**

***WED. AUGUST 23RD IN PERSON ENTRIES WILL BE
ACCEPTED 10 A.M.-8 P.M. (Exception Pies & Flowers)**

SECTION 205

9 - 13 Years

Premiums: \$3, 2.50, 2

Place on small plate in plastic bag. Do not wrap separately.

CLASS

1. Brownies (3)
2. Cup Cakes (un-iced - remove paper) (3)
3. Decorated Cup Cakes (3)
4. Chocolate Chip Cookies (3)
5. Peanut Butter Cookies (3)
6. Oatmeal Cookies (3)
7. Sugar Cookies (3)
8. Snickerdoodles (3)
9. Bar Cookies (3)
10. No-Bake Cookies (3)
11. Cookies, any other (3)
12. Candy, any kind (3)
13. Yeast Rolls (3)
14. Yeast Bread (1 loaf)
15. Bread Machine Loaf (1 loaf)
16. Sweet Bread (1 whole or 3 rolls)
17. Quick Bread (1 loaf)
18. Biscuits (3)/ Scones (3)
19. Muffins (Remove Paper) (3)
20. Coffee Cake (1 cake)
21. White Cake (1 cake)
22. Chocolate Cake (1 cake)
23. Decorated Cake (1 cake)
24. Create-A-Cake (Cake Mix Base) (1 cake)
25. Gluten free product (1 whole or 3)
26. Decorated Cookies (3)
27. Any Other Cake (1 cake)

SECTION 206

14 - 18 Years of age

Premiums: \$3, 2.50, 2

Place on plate in plastic bag. Do not wrap separately.

CLASS

1. Brownies (3)
2. Cup Cakes (un-iced - remove paper) (3)
3. Decorated Cup Cakes (3)
4. Chocolate Chip Cookies (3)
5. Peanut Butter Cookies (3)
6. Oatmeal Cookies (3)
7. Sugar Cookies (3)
8. Snickerdoodles (3)
9. Bar Cookies (3)
10. No-Bake Cookies (3)
11. Cookies, any other (3)
12. Candy, any kind (3)
13. Yeast Rolls (3)
14. Yeast Bread (1 loaf)
15. Bread Machine Loaf (1 loaf)
16. Sweet Bread (1 whole or 3 rolls)
17. Quick Bread (1 loaf)
18. Biscuits (3)/ Scones (3)
19. Muffins (Remove Paper) (3)
20. Coffee Cake (1 cake)
21. White Cake (1 cake)
22. Chocolate Cake (1 cake)
23. Decorated Cake (1 cake)
24. Create-A-Cake (Cake Mix Base) (1 cake)
25. Gluten free product (1 whole or 3)
26. Decorated Cookies (3)
27. Any Other Cake (1 cake)

***PRE-ENTER EXHIBITS AT www.canadiancountyexpo.org
BY AUG. 11TH, 5 P.M.**

***WED. AUGUST 23RD IN PERSON ENTRIES WILL BE
ACCEPTED 10 A.M.-8 P.M. (Exception Pies & Flowers)**

**SECTION 207
SUGAR FREE BAKING
Premiums: \$4.50, 4, 3.50**

Note: Any type substitute sweetener may be used, but you must name the type of sweetener you used in the recipe. Types of acceptable substitute sweeteners are Fructose, Aspartame, Saccharin, Acesulfame-K, Equal, Sweet 'n Low, Sugar Twin, Nutra Taste, Sweetlite Choice, SweetOne, Truvia, Splenda, Stevia & Zylitol.

CLASS

1. Cake, frosted (1 whole)
2. Candy (3)
3. Cookies (3)
4. Quick Bread (1 Loaf or 3 Muffins)
5. Other sugarless product

**SECTION 208
COOKIE JAR EXHIBIT
Premiums \$30, 20, 15**

Cookie Jar of fancy assorted cookies made from different kinds of batters and doughs (molded, drop, bar, etc.). There should be a variety of color. A glass, plastic or crockery wide mouth jar, approximately 1 gallon capacity should be decorated attractively as desired. Jar must be filled and should not contain less than six kinds of cookies. Bring one of each kind of cookie in a small container/plate in a plastic bag so judges will not need to open jar.

Winning Jar will be presented to the 2023 Outstanding Canadian County Citizen. Jar counts 40%, cookies 60%. Cookies do not need to be visible.



Pre-enter online: www.canadiancountyexpo.org

*PRE-ENTER EXHIBITS AT www.canadiancountyexpo.org
BY AUG. 11TH, 5 P.M.

*WED. AUGUST 23RD IN PERSON ENTRIES WILL BE
ACCEPTED 10 A.M.-8 P.M. (Exception Pies & Flowers)



SECTION 209 COUNTY "BEST OF WHEAT" BREAD BAKING CONTEST

Premiums: \$5, 4.50, 4

Sponsored by: [Oklahoma Wheat Commission](#)

SENIOR DIVISION (18 Years & Older)

1. White Bread (1 Loaf)
2. Whole Wheat Bread (1 Loaf)
3. Dinner Rolls (3)
4. Other Wheat Breads (1 Loaf)
5. Sweet Breads (1 Loaf or 3 rolls)
6. Bread Machine (1 Loaf)

JUNIOR DIVISION (Under 18 at time of county entry)

7. White Bread (1 Loaf)
8. Dinner Rolls (3)
9. Other Wheat (1 Loaf)
10. Sweet Breads
(1 Loaf or 3 rolls)
11. Specialty Shapes
12. Bread Machine
(1 Loaf)

COUNTY CONTEST RULES ARE AS FOLLOWS:

- ◆ County winners (excluding bread machine class) will receive awards from the Oklahoma Wheat Commission.
- ◆ Recipes winning first place at the 2022 State Contest are ineligible to compete.
- ◆ Each entry must be prepared and baked by the person whose name is on the entry form.
- ◆ The same person may not win Champion, Reserve Champion or Bread Machine Class. Two separate people should win, unless entries do not offer that selection. Duplicate recipes may not be entered by different family members in any class or division
- ◆ Recipe **must** accompany entry at county and state level. Entries that are eligible to compete at state level will provide 2 recipes – one at county fair (which will be mailed to Commission Office by County Extension Educator) and bring one with entry at state competition.
- ◆ Whole Wheat Bread Class 2 - No white flour included. Dough enhancers, vital wheat gluten and whole grains, in addition to whole wheat are permissible.
- ◆ Dinner rolls should consist of three (3) rolls per entry. Any shape acceptable.
- ◆ Specialty Shapes Class 11 - Let your imagination go: Animals, people, objects, etc. All garnishes must be edible. Twists and star breads should be entered in the "other wheat breads" or "sweet breads" categories.
- ◆ The OTHER WHEAT BREADS, Class 4 and Class 9 will include other breads made with yeast such as Cheese, French Onion, Sourdough, Challah, etc. NO QUICK BREADS. (Breads must use yeast as a leavening agent).
- ◆ County Champion and Reserve Champion from each division are eligible for state competition (See exception below) at the State Fair of Oklahoma in September.
- ◆ One (1) Bread Machine entry from each division class 6 and Class 12, determined by county judge, will be eligible for competition at state level. Bread machine entries will **not** be eligible for Champion or Reserve Champion at county level or eligible for Grand Champion at State Level.
- ◆ Participants are responsible for entering their own products at the State Fair or making arrangements for someone else to enter the product. This years state contest is Sunday, September 24th at the Creative Arts Building at the Oklahoma State Fair.
- ◆ The 2023 State Fair of Oklahoma catalog contains the final written rules governing this contest. If questions arise, check the catalog, or call (405)608-4350.
- ◆ Submitted recipes need to state what type of flour is utilized, meaning brand and classification, whether whole wheat, bread, all-purpose, hard red or white flour. For publication purpose brand of yeast and whether is active or instant should also be specified.

**PIE ENTRIES FRIDAY, AUGUST 25TH
FROM 8:00-11:00 A.M. ONLY**

**SECTION 210
PIE CONTEST
Expo Center
Premiums: \$10, 7, 5**

One pie from each participant will be donated to the Expo Concession Stand. ALL blue ribbon pies will remain. Participants may take home other pie entries following judging, or after 3 p.m. Pies must be brought to the Expo Center from 8:00 a.m. to 11:00 on Friday. The exhibitor number may also be obtained at this time, in the event it was not received on Wednesday Or Friday for other exhibits. Pies will be judged on flavor, texture of crust, texture of filling and general appearance. Judging will begin at 11:30 a.m. Friday. No talking to judge during judging. Please put name and phone number on pie pans. Pie pans may be picked up on Saturday evening at the Expo Center when exhibits are released.

Senior Division

CLASS

- | | |
|-----------------------|-----------------------------|
| 1. Apple | 8. Lemon |
| 2. Cherry | 9. Chess & Custard |
| 3. Berry, any kind | 10. Cream Pie, not listed |
| 4. Other Fruit Pies | 11. Ice Box Pie, not listed |
| 5. Pecan | 12. Pumpkin or Squash |
| 6. Chocolate Meringue | 13. Sugar-free |
| 7. Coconut | 14. Gluten free |
| | 15. Any other |

Junior Division

CLASS

16. Fruit
17. Pecan
18. Meringue/Custard
19. Pumpkin or Squash
20. Sugar-free
21. Gluten free
22. Any other

SR.CHAMPION PIE BAKER

Top Blue Ribbon Pie - \$100 & Trophy

Award will be sponsored by the Family of Lois Lagaly in her Memory.

JR. CHAMPION PIE BAKER

Top Blue Ribbon Pie - \$50 & Trophy

Award will be sponsored by Clara & Harry Havener

BUSY BAKER PIE AWARD - \$50

Exhibitor with the most blue ribbons will receive this award.

Jr. & Sr. Champion Pie Baker is NOT eligible for Busy Baker Award.

A point system (Blue-3, Red-2 and White-1) will be used in case of a tie.

***PRE-ENTER EXHIBITS AT www.canadiancountyexpo.org
BY AUG. 11TH, 5 P.M.**

***WED. AUGUST 23RD IN PERSON ENTRIES WILL BE
ACCEPTED 10 A.M.-8 P.M. (Exception Pies & Flowers)**

Food Preservation

Exhibitor may enter 1 item per class (Sections 211-218)

To be exhibited in standard regulation canning jars.

Every jar must be sealed.

All home canned foods must have been prepared within a
one year period prior to the judging date.

SECTION 211 SENIOR DIVISION FRUIT

Premiums: \$3.50, 3, 2.50

CLASS

1. Apples
2. Apricots
3. Applesauce
4. Berries
5. Cherries
6. Peaches
7. Pears
8. Plums
9. Fruit Juice
10. Mixed Fruit
11. Fruit not specified

SECTION 212 VEGETABLES

Premiums: \$3.50, 3, 2.50

CLASS

- | | |
|-------------------------------|-------------------------|
| 1. Asparagus | 11. Okra |
| 2. Beans, Green or Yellow Wax | 12. Spinach or Greens |
| 3. Potatoes | 13. Pumpkin or Squash |
| 4. Beets | 14. Peppers |
| 5. Black-eyed Peas | 15. Tomatoes |
| 6. English Peas | 16. Tomato Juice |
| 7. Kraut | 17. Tomato Sauce/Puree |
| 8. Carrots | 18. Vegetable Soup |
| 9. Corn | 19. Vegetable, unlisted |
| 10. Mixed Vegetables | |

SECTION 213 PICKLES & RELISH

Premiums: \$3.50, 3, 2.50

CLASS

- | | |
|---------------------------|---|
| 1. Beet Pickles | 11. Mixed Vegetable Pickle |
| 2. Bread & Butter Pickles | 12. Pickled Jalapeno Peppers |
| 3. Salsa/Picante' Sauce | 13. Pepper Relish |
| 4. Chow-Chow | 14. Lime Pickles |
| 5. Corn Relish | 15. Condiment - Ketchup,
BBQ Sauce, etc. |
| 6. Cuc. Pickles, Dill | 16. Squash Pickles |
| 7. Cuc. Pickles, Sweet | 17. Pickles not specified |
| 8. Cucumber Relish | 18. Relish, any variety |
| 9. Fruit Pickles | |
| 10. Okra Pickles | |

SECTION 214 JELLIES

Premiums: \$3.50, 3, 2.50

Made by cooking juice w/sugar. A good product is clear and firm enough to hold it's shape when turned out of the jar, but quivers when the jar is moved. Jellies, Preserves, Jams, Marmalades and Butters are to be exhibited in 1 pint or less regulation home canning jar. Jars should be processed and sealed with a 2-piece lid (No paraffin seals).

CLASS

- | | |
|-----------------|----------------------|
| 1. Apple Jelly | 4. Grape Jelly |
| 2. Berry Jelly | 5. Plum Jelly |
| 3. Cherry Jelly | 6. Low Sugar Jelly |
| | 7. Jelly, not listed |

***PRE-ENTER EXHIBITS AT www.canadiancountyexpo.org
BY AUG. 11TH, 5 P.M.**

***WED. AUGUST 23RD IN PERSON ENTRIES WILL BE
ACCEPTED 10 A.M.-8 P.M. (Exception Pies & Flowers)**

SECTION 215 PRESERVES

Premiums: \$3.50, 3, 2.50

Small, whole fruit of uniform size pieces in a clear, slightly jelled syrup.

CLASS

- | | |
|------------|--------------------------|
| 1. Cherry | 5. Apple |
| 2. Peach | 6. Strawberry |
| 3. Pear | 7. Plum |
| 4. Apricot | 8. Low Sugar Preserves |
| | 9. Preserves, not listed |

SECTION 216 BUTTER, JAM, MARMALADE

Premiums: \$3.50, 3, 2.50

Jams are thick, sweet spreads made by cooking crushed or chopped fruits w/sugar. Jams tend to hold their shape but are generally less firm than jelly.

Marmalades are soft fruit jellies containing small pieces of fruit or peel evenly suspended in the transparent jelly.

CLASS

- | | |
|-------------------|--------------------------|
| 1. Apple Butter | 7. Plum Jam |
| 2. Plum Butter | 8. Low Sugar Jam |
| 3. Other Butters | 9. Other Jams |
| 4. Berry Jam | 10. Orange Marmalade |
| 5. Strawberry Jam | 11. Low Sugar Marmalades |
| 6. Peach Jam | 12. Other Marmalades |
| | 13. Conserve |

SECTION 217 DRIED FOODS

Premiums: \$3.50, 3, 2.50

Exhibit on small plate, enough to cover, in plastic bag.

Class

1. Fruit
2. Vegetable
3. Meat
4. Herbs
5. Home Freeze Dried Fruit
6. Home Freeze Dried Vegetable

SECTION 218 JUNIOR DIVISION FOOD PRESERVATION

Premiums: \$3.50, 3, 2.50

AGES 9-13

1. Apples
2. Applesauce
3. Peaches
4. Pears
5. Fruit not specified
6. Beans, Green or Yellow Wax
7. Carrots
8. Corn
9. Peppers
10. Tomatoes
11. Vegetable, not specified
12. Bread and Butter Pickles
13. Salsa/Picante Sauce
14. Cucumber Pickles, Dill
15. Cucumber Pickles, Sweet
16. Pickles, not specified
17. Relish, any variety
18. Apple Jelly
19. Berry Jelly
20. Grape Jelly

***PRE-ENTER EXHIBITS AT www.canadiancountyexpo.org
BY AUG. 11TH, 5 P.M.**


***WED. AUGUST 23RD IN PERSON ENTRIES WILL BE
ACCEPTED 10 A.M.-8 P.M. (Exception Pies & Flowers)**

21. Low Sugar Jelly
22. Jelly, not specified
23. Peach Preserves
24. Pear Preserves
25. Strawberry Preserves
26. Low Sugar Preserves
27. Preserves, not listed
28. Apple Butter
29. Other Butters
30. Strawberry Jam
31. Peach Jam
32. Other Jams
33. Dried Fruit
34. Dried Vegetable
35. Dried Meat
36. Dried Herbs

**SECTION 218
JUNIOR DIVISION
FOOD PRESERVATION**
Premiums: \$3.50, 3, 2.50

AGES 14-18

37. Apples
38. Applesauce
39. Peaches
40. Pears
41. Fruit not specified
42. Beans, Green or Yellow Wax
43. Carrots
44. Corn
45. Peppers
46. Tomatoes
47. Vegetable, not specified
48. Bread and Butter Pickles
49. Salsa/Picante Sauce
50. Cucumber Pickles, Dill
51. Cucumber Pickles, Sweet
52. Pickles, not specified
53. Relish, any variety
54. Apple Jelly
55. Berry Jelly
56. Grape Jelly
57. Low Sugar Jelly
58. Jelly, not specified
59. Peach Preserves
60. Pear Preserves
61. Strawberry Preserves
62. Low Sugar Preserves
63. Preserves, not listed
64. Apple Butter
65. Other Butters
66. Strawberry Jam
67. Peach Jam
68. Other Jams
69. Dried Fruit
70. Dried Vegetable
71. Dried Meat
72. Dried Herbs



*PRE-ENTER EXHIBITS AT www.canadiancountyexpo.org
BY AUG. 11TH, 5 P.M.

*WED. AUGUST 23RD IN PERSON ENTRIES WILL BE
ACCEPTED 10 A.M.-8 P.M. (Exception Pies & Flowers)

TEXTILES, CLOTHING, & HANDIWORK

Expo Center

- Rule 1:** All articles entered in competition must have been made or completed after the previous year's fair and must be the work of the exhibitor.
- Rule 2:** Any product that has ever won at any state fair is barred from competing at the County Fair.
- Rule 3:** All items are to be clean.
- Rule 4:** Exhibitors may enter up to 2 items in each class (Sections 219-231)

SECTION 219 HOUSEHOLD ARTICLES

Premiums: \$3.50, 3, 2.50

Exhibitors may enter up to 2 items in each class

CLASS

1. Bedspread
2. Pillow Case—embroidered (2)
3. Pillow Case—cross-stitch (2)
4. Pillow Case—sewn (2)
5. Accessory Pillow (1)
6. Set of 2 tea towels (hemmed)
7. Handmade Table Cloth
8. Table Runner
9. Placemats (2)
10. Pot Holders (no knitting or crochet) (2)
11. All textile painted items
12. Rugs – any
13. Curtains-Lined
14. Curtains-Unlined
15. Curtains-made from sheets
16. Tied Fleece Quilt
17. Wall Hanging-Hand quilted
18. Wall Hanging-Machine quilted
19. Aprons
20. Coasters/mug mats
21. Any other household item

SECTION 220 NEEDLECRAFT

Premiums: \$3.50, 3, 2.50

Exhibitors may enter up to 2 items in each class

CLASS

1. Pillow - embroidered
2. Framed Picture(s)- embroidered
3. Machine Embroidery
4. Punch Embroidery
5. Embroidered item, not specified
6. Candle wicking Item
7. Any Smocked Item (machine)
8. Any Smocked Item (hand)
9. Original Design – Needlepoint
10. Framed Picture(s) – Needlepoint
11. Handbag – Needlepoint
12. Pillow – Needlepoint
13. Needlepoint Item, not specified
14. Any Quick Point Item
15. Any Crewel item
16. Needlecraft Article, not specified

Pre-enter online:

www.canadiancountyexpo.org

***PRE-ENTER EXHIBITS AT www.canadiancountyexpo.org
BY AUG. 11TH, 5 P.M.**

***WED. AUGUST 23RD IN PERSON ENTRIES WILL BE
ACCEPTED 10 A.M.-8 P.M. (Exception Pies & Flowers)**

SECTION 221 CROSS STITCH / COUNTED CROSS STITCH

Premiums: \$3.50, 3, 2.50

Exhibitors may enter up to 2 items in each class

CLASS

1. Wearing Apparel
2. Cross Stitched, Household Accessory
3. Cross Stitch Picture - stamped
4. Counted Cross Stitch Pictures
5. Counted Cross Stitch, Household Accessory
6. Other Items not listed

SECTION 222 QUILTS

**Premiums: \$10, 7, 5
Best of Show \$25**

Exhibitors may enter up to 2 items in each class

All articles entered in the fair must have been completed
after the previous year's Canadian County Free Fair.

Baby Quilts

(Minimum size - 30" x 45" to maximum -50" x 53")

CLASS

1. Baby Quilt/Comforter, made entirely by exhibitor
2. Baby Quilt, Pre-purchased and decorated
3. Baby Quilt, Quilted professionally
4. Baby Quilt, Hand quilted by exhibitor
5. Baby Quilt, Embroidered by exhibitor
6. Baby Quilt, Machine quilted by exhibitor
7. Baby Quilt, Appliqued
8. Quilt, appliqued, by machine
9. Quilt, appliqued, by hand
10. Quilt, Tacked or tied
11. Quilt, Cross-stitched
12. Quilt, Embroidered (hand quilted)
13. Quilt, Embroidered (machine quilted)
14. Quilt, Hand quilted professionally
15. Quilt, Machine quilted professionally
16. Quilt, Hand quilted by exhibitor
17. Quilt, Machine quilted by exhibitor
18. Quilt by a group
19. Quillow (pillow/quilt combination)
20. Whole Cloth Quilt (i.e. single piece of fabric)
21. Quilt made by youth (8-13 years old)
22. Quilt made by youth (14-18 years old)
23. T-shirt Quilt
24. Antique quilt (blocks made by mother, grandmother,
etc.)
put together by exhibitor
25. Antique quilt (display only-not judged)
26. Rag quilt
27. Lap quilt, hand quilted
28. Lap quilt, machine quilted
29. Quilt made by Adult (80 years +)
30. Quilted other item - hand quilted
31. Quilted other item - machine quilted

SECTION 223 FABRIC FASHION ACCESSORIES

Premiums: \$3.50, 3, 2.50

Exhibitors may enter up to 2 items in each class

CLASS

1. Scarves
2. Belts
3. Purses
4. Vests
5. Snap Bags
6. Fat Quarter (Gypsy) Bags
7. Face Masks
8. Other

*PRE-ENTER EXHIBITS AT www.canadiancountyexpo.org
BY AUG. 11TH, 5 P.M.

*WED. AUGUST 23RD IN PERSON ENTRIES WILL BE
ACCEPTED 10 A.M.-8 P.M. (Exception Pies & Flowers)

Quilt Block Challenge

This contest is open to any resident of Canadian County

Winners will be determined by
viewer's choice. So come by and
cast your ballot for your favorite
block!!!

INSTRUCTIONS

- Block should measure 12 1/2 " x 12 1/2".
- Participants must use the designated fabric. OHCE will provide a square of 100% cotton fabric. You may add any other 100% cotton fabrics to complete your block.
- Block may be of any design as long as it measures 12 1/2". Any block smaller than 12 1/2" may be displayed but will not be included in the voting for the favorite block.
- Exhibitors may enter more than one block, but can only win with one block.
- Unless a special request is made by the exhibitor, all quilt blocks become property of Canadian County OHCE. They will be made into a sampler quilt to be raffled off at the 2024 Canadian County Free Fair.
- \$4 participation fee due when you pick-up your fabric from the OSU Extension Office, call ahead for availability at 405-262-0155.
- All proceeds benefit the Canadian County OHCE Scholarship Fund.
- This years fabric was donated by Threads of Tradition in Yukon.

PREMIUMS TO BE PAID BY Canadian County OHCE

1st-\$30

2nd-\$25

3rd-\$20

4th-\$15

5th-\$10

***PRE-ENTER EXHIBITS AT www.canadiancountyexpo.org
BY AUG. 11TH, 5 P.M.**

***WED. AUGUST 23RD IN PERSON ENTRIES WILL BE
ACCEPTED 10 A.M.-8 P.M. (Exception Pies & Flowers)**

**SECTION 224
DECORATED SHIRTS**

Premiums: \$3.50, 3, 2.50

Exhibitors may enter up to 2 items in each class

Garments in this section may be purchased with
embellishment done by exhibitor
(CLEAN & PRESSED)

CLASS

1. Appliquéd Shirt, sewn on, handmade design
2. Appliquéd Shirt, iron on, handmade design
3. Appliquéd Shirt, sewn on, kit
4. Appliquéd Shirt, iron on, kit
5. Painted Shirt
6. Cross stitch/embroidered shirt
7. Tie-dyed Garment
8. Decorated 2 piece outfit
9. Decorated Jumper/jumpsuit
10. Decorated Child's Garment
11. Other Decorated Shirt
12. Holiday Shirt (any)
13. Item made from recycled material

**SECTION 225
WEARING APPAREL
NO KNITTING OR CROCHETING**

Premiums: \$3.50, 3, 2.50

Exhibitors may enter up to 2 items per class
(Clean and Pressed)

CLASS

1. Lady's Dress
2. Dressy/After-Five Dress
3. Lady's Suit, Coat or Jacket, Lined
4. Lady's 2-piece Suit, unlined
5. Lady's Outfit-2 or more pieces
6. Lady's Blouse
7. Lady's Skirt
8. Lady's Shorts
9. Lady's unlined jacket
10. Robe, lady's or man's
11. Jumper/Jumpsuit, Lady's
12. Man's shirt
13. Man's Sport Coat
14. Sleep wear
15. Article not specified

**SECTION 226
INFANT'S AND CHILDREN'S WEARING APPAREL
NO KNITTING OR CROCHETING**

Premiums: \$3.50, 3, 2.50

Exhibitors may enter up to 2 items in each class

CLASS

- | | |
|--------------------------------|---------------------------|
| 1. Infant's - 2 yrs. | 7. Boy's Shirt |
| 2. Girl's Dress | 8. Boy's Pants |
| 3. Girl's Outfit* | 9. Boy's Outfit* |
| 4. Girl's Blouse | 10. Child's Sleepwear |
| 5. Girl's Skirt/Slacks | 11. Jumper/Jumpsuit |
| 6. Girl's Suit or Coat (lined) | 12. Playwear |
| | 13. Costume |
| | 14. Face Masks |
| | 15. Article not specified |

*2 or more pieces *

***PRE-ENTER EXHIBITS AT www.canadiancountyexpo.org
BY AUG. 11TH, 5 P.M.**

***WED. AUGUST 23RD IN PERSON ENTRIES WILL BE
ACCEPTED 10 A.M.-8 P.M. (Exception Pies & Flowers)**

SECTION 227

JUNIOR – Made by Child 12 YEARS or UNDER

Premiums: \$3.50, 3, 2.50

Exhibitors may enter up to 2 items in each class
(Clean and Pressed)

CLASS

- | | |
|----------------------------|---|
| 1. Sleepwear | |
| 2. Dress or Jumper | 10. Decorated clothing article |
| 3. Skirt | 11. Item made from recycled
material |
| 4. Blouse | 12. Doll Clothes |
| 5. Shorts | 13. Costume |
| 6. Decorated sweatshirt | 14. Face Masks |
| 7. Decorated T-shirt | 15. Article not specified |
| 8. Tie-Dyed items | |
| 9. Decorated shirt - other | |

SECTION 228

JUNIOR – Made by Person 13 - 18 YEARS of AGE

Premiums: \$3.50, 3, 2.50

Exhibitors may enter up to 2 items in each class
(Clean and Pressed)

CLASS

- | | |
|-------------------------|---|
| 1. Sleepwear | 9. Decorated shirt - other |
| 2. Dress or Jumper | 10. Decorated clothing article |
| 3. Skirt | 11. Item made from recycled
material |
| 4. Blouse | 12. Doll Clothes |
| 5. Shorts | 13. Costume |
| 6. Decorated sweatshirt | 14. Face Masks |
| 7. Decorated T-shirt | 15. Article not specified |
| 8. Tie-Dyed items | |

SECTION 229

HAIRPIN LACE/TATTING

Premiums: \$3.50, 3, 2.50

Exhibitors may enter up to 2 items in each class

CLASS

1. Any Article of Hairpin Lace
2. Any Article of Tatting
3. Heirloom outfit

SECTION 230

KNITTING -(2 Hooks/Needles)

Premiums: \$3.50, 3, 2.50

Exhibitors may enter up to 2 items in each class

Judging based upon workmanship, beauty of design and
general appearance. Must be cleaned and blocked.

CLASS

1. Infant's Afghan
2. Afghan
3. Sweater or Coat, Knitted
4. Clothing Accessories
5. House Shoes, Knitted
6. Household Accessories
7. Swedish Darning, any article
8. Children's Wear, 0-6 years
9. Children's Wear, 7-12 years
10. Doll/Toy
11. Item made by youth (8-13 years)
12. Item made by youth (14-18 years)
13. Article not specified

***PRE-ENTER EXHIBITS AT www.canadiancountyexpo.org
BY AUG. 11TH, 5 P.M.**

***WED. AUGUST 23RD IN PERSON ENTRIES WILL BE
ACCEPTED 10 A.M.-8 P.M. (Exception Pies & Flowers)**

**SECTION 231
CROCHET- (1 Hook/Needle)**

Premiums: \$3.50, 3, 2.50

Exhibitors may enter up to 2 items in each class
Judging will be based upon workmanship, beauty of
design and general appearance. Must be cleaned and
blocked.

CLASS

- | | |
|---------------------------------|---------------------------------------|
| 1. Tablecloth | 14. Fashion Accessory |
| 2. Bedspread | 15. Infant's Wear |
| 3. Afghan - one color | 16. Fashion Ensemble |
| 4. Afghan - 2 or more colors | 17. House Shoes |
| 5. Afghan/Pillow Combination | 18. Crocheted Pillow |
| 6. Lap Robe | 19. Christmas Ornament |
| 7. Infant's Afghan or Spread | 20. Doll/Toy |
| 8. Centerpiece or Doily | 21. Item made by youth
8-13 years |
| 9. Scarves or Wall Panels | 22. Item made by youth
14-18 years |
| 10. Pot Holder or Hot Plate Mat | 23. Article not specified |
| 11. Other Household accessories | |
| 12. Edging and Inserting | |
| 13. Sweater | |

CRAFTS

SECTION 232

CRAFT DISPLAY - ADULT

Premiums: \$3.50, 3, 2.50

Exhibitors may enter 1 item per class.

Small craft items should be entered in a clear plastic bag
to prevent loss. Must be clean.

CLASS

1. Wheat Weaving
2. Fabric Basket
3. Decorated Baskets
4. Covered Boxes
5. Creative Twist Art
6. Artificial Flower Arrangement (all items need to be at-
tached)
7. Wooden/Plastic Hoop Art
8. Pressed Flowers on paper or glass
9. Plastic Canvas Needlework - small item, less than 6"
10. Plastic Canvas Needlework - large item
11. Weaving, any
12. Soft Sculpture
13. Stuffed toy
14. China type Doll
15. Soft Fabric Doll
16. Doll clothes
17. Figurine, Hand painted
18. China Painting
19. Clay or Stoneware Pottery
20. Ceramics
21. Natural Art (rocks, seed pods, etc.)
22. Beadwork Specimen
23. Leather Craft
24. Macramé
25. Latch Hook Article
26. Stained or Leaded Glass
27. Glass Painting
28. Decorated Wreath (no holiday)
29. Stenciled or Stamped Item
30. Lamps
31. Lampshade
32. Metal Article
33. Soap, Homemade
34. Recycled Craft Item
35. Wooden Toys
36. Wooden Doll Houses
37. Carved Wood Picture
38. Wooden Picture Frame



***PRE-ENTER EXHIBITS AT www.canadiancountyexpo.org
BY AUG. 11TH, 5 P.M.**

***WED. AUGUST 23RD IN PERSON ENTRIES WILL BE
ACCEPTED 10 A.M.-8 P.M. (Exception Pies & Flowers)**

39. Handmade Wooden Accessory
40. Handmade Wooden Furniture - Small
41. Decorated Birdhouse or Birdfeeder
42. Wood Class- Other
43. Handmade Notecards/Stationary
44. Decorative Painting – Plaque
45. Decorative Painting – Household Item
46. Painting on Canvas
47. Decorative Painting - Other
48. Candles
49. Scrap Booking
50. Pin Cushion
51. Jewelry Craft
52. Framed Articles
53. Bags
54. Article not specified

SECTION 233

JUNIOR CRAFTS - 7 Years And Under

Premiums: \$2.50, 2, 1.50

Exhibitors may enter 1 item per class. Small craft items, including small Lego items, should be entered in a clear plastic bag to prevent loss.

CLASS

- | | |
|--------------------------------|-------------------------------|
| 1. Metal Craft | 12. Ceramic |
| 2. Textile Painting | 13. Plaster of Paris |
| 3. Wood Craft, Kit | 14. Dough/Clay Art (hardened) |
| 4. Wood Craft, Original Design | 15. Candles |
| 5. Pottery (Handwork) | 16. Fabric Items |
| 6. String/Rubber Band Art | 17. Fabric Crafts |
| 7. Bead Craft | 18. Felt or Foam Crafts |
| 8. Leather Craft | 19. Snap-Together Models |
| 9. Needlework, x-stitch, etc. | 20. Glued Models |
| 10. Macramé | 21. Decorated Basket |
| 11. Decoupage | 22. Covered Boxes |

Classes 23–25 Linking Pieces: (Lego, etc.)

Items are not to exceed 25" in height, width or depth

23. Article-25 pieces or less
24. Article-26 to 100 pieces
25. Scene - 25 to 99 pieces, using accessory items
26. Group Project - Adult Assistance
27. Group Project - No Adult Help
28. Holiday Craft
29. Paper Craft (Not drawing)
30. Drawing
31. Paint/Color by numbers
32. Painting on canvas
33. Natural Art (rocks, seeds, etc.)
34. Recycled Craft Item
35. Duck Tape Craft
36. Items made from a kit
37. Scrapbooking
38. Graphic Art
39. Painting on paper
40. Article not specified

SECTION 234

JUNIOR CRAFTS - 8 - 9 Years

Premiums: \$2.50, 2, 1.50

Exhibitors may enter 1 item per class.

Small craft items, including small Lego items, should be entered in a clear plastic bag to prevent loss.

CLASS

- | | |
|--------------------------------|-------------------------------|
| 1. Metal Craft | 12. Ceramic |
| 2. Textile Painting | 13. Plaster of Paris |
| 3. Wood Craft, Kit | 14. Dough/Clay Art (hardened) |
| 4. Wood Craft, Original Design | 15. Candles |
| 5. Pottery (Handwork) | 16. Fabric Items |
| 6. String/Rubber Band Art | 17. Fabric Crafts |
| 7. Bead Craft | 18. Felt or Foam Crafts |
| 8. Leather Craft | 19. Snap-Together Models |
| 9. Needlework, x-stitch, etc. | 20. Glued Models |
| 10. Macramé | 21. Decorated Basket |
| 11. Decoupage | 22. Covered Boxes |

***PRE-ENTER EXHIBITS AT www.canadiancountyexpo.org
BY AUG. 11TH, 5 P.M.**

***WED. AUGUST 23RD IN PERSON ENTRIES WILL BE
ACCEPTED 10 A.M.-8 P.M. (Exception Pies & Flowers)**

Classes 23–25 Linking Pieces: (Lego, etc.)

Items are not to exceed 25" in height, width or depth

- 23. Article-25 pieces or less
- 24. Article- 26-100 pieces
- 25. Scene – 25-99 pieces, using accessory items
- 26. Group Project - Adult Assistance
- 27. Group Project - No Adult Help Holiday Craft
- 28. Holiday Craft
- 29. Paper Craft (Not drawing)
- 30. Drawing
- 31. Paint/Color by numbers
- 32. Painting on Canvas
- 33. Natural Art (rocks, seeds, etc.)
- 34. Recycled Craft Item
- 35. Duck Tape Craft
- 36. Items made from a kit
- 37. Scrapbooking
- 38. Graphic Art
- 39. Painting on Paper
- 40. Article not specified

SECTION 235

JUNIOR CRAFTS - 10 - 12 Years

Premiums: \$2.50, 2, 1.50

Exhibitors may enter 1 item per class.

Small craft items, including small Lego items, should be entered in a clear plastic bag to prevent loss.

CLASS

- 1. Metal Craft
- 2. Textile Painting
- 3. Wood Craft, Kit (hardened)
- 4. Wood Craft, Original Design
- 5. Pottery (Handwork)
- 6. String/Rubber Band Art
- 7. Bead Craft
- 8. Leather Craft
- 9. Needlework, x-stitch, etc.
- 10. Macramé
- 11. Decoupage
- 12. Ceramic
- 13. Plaster of Paris
- 14. Dough/Clay Art
- 15. Candles
- 16. Fabric Items
- 17. Fabric Crafts
- 18. Felt or Foam Crafts
- 19. Snap-Together Models
- 20. Glued Models
- 21. Decorated Basket
- 22. Covered Boxes

Classes 23–25 Linking Pieces: (Lego, etc.)

Items are not to exceed 25" in height, width or depth

- 23. Article-25 pieces or less
- 24. Article-26-100 pieces
- 25. Scene – 25-99 pieces, using accessory items
- 26. Group Project - Adult Assistance
- 27. Group Project - No Adult Help
- 28. Holiday Craft
- 29. Paper Craft (Not drawing)
- 30. Drawing
- 31. Paint/Color by numbers
- 32. Painting on Canvas
- 33. Natural Art (rocks, seeds, etc.)
- 34. Recycled Craft Item
- 35. Duck Tape Craft
- 36. Items made from a kit
- 37. Scrapbooking
- 38. Graphic Art
- 39. Painting on Paper
- 40. Article not specified

SECTION 236

JUNIOR CRAFTS – 13 to 18 Years

Premiums: \$2.50, 2, 1.50

Exhibitors may enter 1 item per class.

Small craft items, including small Lego items, should be entered in a clear plastic bag to prevent loss.

CLASS

- 1. Metal Craft
- 2. Textile Painting
- 3. Wood Craft, Kit
- 4. Wood Craft, Original Design
- 5. Pottery (Handwork)
- 6. String/Rubber Band Art
- 7. Bead Craft
- 8. Leather Craft
- 9. Needlework, x-stitch, etc.
- 10. Macramé'
- 11. Decoupage
- 12. Ceramic
- 13. Plaster of Paris
- 14. Dough/Clay Art (hardened)
- 15. Candles

***PRE-ENTER EXHIBITS AT www.canadiancountyexpo.org
BY AUG. 11TH, 5 P.M.**

***WED. AUGUST 23RD IN PERSON ENTRIES WILL BE
ACCEPTED 10 A.M.-8 P.M. (Exception Pies & Flowers)**

Classes 23–25 Linking Pieces: (Lego, etc.)

Items are not to exceed 25" in height, width or depth

16. Fabric Items
17. Fabric Crafts
18. Felt or Foam Crafts
19. Snap-Together Models
20. Glued Models
21. Decorated Basket
22. Covered Boxes
23. Article-25 pieces or less
24. Article-26-100 pieces
25. Scene – 25-99 pieces, using accessory items
26. Group Project - Adult Assistance
27. Group Project - No Adult Help
28. Holiday Craft
29. Paper Craft (Not drawing)
30. Drawing
31. Paint/Color by numbers
32. Painting on Canvas
33. Scrap Booking
34. Recycled Craft Item
35. Duck Tape Craft
36. Items made from a kit
37. Scrapbooking
38. Graphic Art
39. Painting on Paper
40. Article not specified

SECTION 237 HOLIDAY IDEAS

Exhibitor may enter two (2) items per class

Premiums: \$3.50, 3, 2.50

CLASS

1. Table Favors
2. Decorated Candles, any holiday
3. Fabric Wall Hanging, any holiday
4. Special Day Centerpiece (Other than Christmas)
5. Christmas Centerpiece
6. Gift Wrapped Box - any occasion
7. Tree Skirt
8. Christmas Stocking
9. Christmas Tree Ornament (3)
10. Wooden Holiday Wall Decoration, any holiday
11. Holiday Wreath
12. Tole or Folk Art Item
13. Holiday Place Mats, Table Runner, or Tablecloth
14. Decorated Basket, any holiday
15. Door Knob Decoration
16. Holiday Pillows
17. Plastic Canvas
18. Painting on Canvas
19. Recycled Craft Item
20. Article not specified

SECTION 238 CRAFTS 65+

Premiums: \$3.50, 3, 2.50

Made by persons 65 years of age or older
Exhibitor may enter two (2) items per class

CLASS

1. Metal Work
2. Needle Point
3. Wood Article
4. Wood/Plastic Hoop Art
5. Latch Hook
6. Stuffed Toys
7. Stuffed Dolls
8. Ceramic
9. Afghan-Knitted
10. Afghan-Crocheted

***PRE-ENTER EXHIBITS AT www.canadiancountyexpo.org
BY AUG. 11TH, 5 P.M.**

***WED. AUGUST 23RD IN PERSON ENTRIES WILL BE
ACCEPTED 10 A.M.-8 P.M. (Exception Pies & Flowers)**

11. Crocheted, not specified
12. Knitted, not specified
13. Counted cross stitch
14. Artificial Flower Arrangement or Centerpiece
15. Quilt, tied
16. Quilt, lap
17. Quilt, hand quilted
18. Quilt, Machine quilted
19. Embroidery, hand
20. Embroidery, machine
21. Pin cushion
22. Plastic Canvas
23. Candles
24. Scrap Booking
25. Calligraphy
26. Face Mask
27. Painting on Canvas
28. Recycled Craft Item
29. Article not specified

SECTION 239 CRAFTS

Premiums: \$3.50, 3, 2.50

Projects by People with Developmental Disabilities

Exhibitor may enter two (2) items per class

CLASS

- | | |
|-------------------------------------|----------------------------|
| 1. Stained Glass | 8. Wood item |
| 2. Plastic Canvas Needlework | 9. Candle |
| 3. Needlework | 10. Leather Craft |
| 4. Ceramics | 11. Bead Work |
| 5. Drawings | 12. Recycled items |
| 6. Paint by Number | 13. Craft from kit |
| 7. Natural Art (rocks, seeds, etc.) | 14. Scrap Booking |
| | 15. Misc. items not listed |

SECTION 240 ICE CREAM FREEZE-OFF

Premiums: \$10, 7, 5

**Trophy to Champion sponsored by:
Ken Carpenter Auction & Realty**

**Contest will be held in the Expo Center on stage at
11:30 a.m., August 26th, 2023**

**Entries will be accepted from 10:00-11:00 a.m.
Ice cream must be cooked custard or pasteurized eggs
(NO RAW EGGS) used in the preparation. Only
pasteurized milk products may be used. Recipe must
accompany exhibit.**

Please bring on ice or in ice cream maker.

1. Vanilla
2. Chocolate
3. Chocolate with other ingredients
4. Any other Flavor



***PRE-ENTER EXHIBITS AT www.canadiancountyexpo.org
BY AUG. 11TH, 5 P.M.**

***WED. AUGUST 23RD IN PERSON ENTRIES WILL BE
ACCEPTED 10 A.M.-8 P.M. (Exception Pies & Flowers)**

HOME & COMMUNITY EDUCATION EXHIBITS SECTION 241

OHCE Group Project Booths

Booths must contain 8 of the items listed below. Champion and Reserve Champion will be awarded for the best entry in each category of: Canned Item (1-7), Sewn Garment (8-17), Baked/Food Item (18-20), Needlework (21-24), Sewn Item (25-30), and Other (31-34).

CLASS

1. 1 qt./pt. tomatoes or tomato juice (tomatoes must be in quarters)
2. 1 pt. or qt. picante sauce or salsa
3. 1 pt or qt. green beans, okra, greens, carrots, etc.
4. 1 qt or pt. fruit
5. 1 qt. or pt. fruit pickles
6. 1 pt. or qt. preserves, marmalades, butter, jam or jelly
7. 1 pt. or qt. pickle or 1 pt. relish
8. Lady's best dress (no formal or after 5)
9. Vest
10. Lady's lined jacket
11. Lady's unlined jacket
12. Girl's dress (2-12 yr.)
13. Lady's Blouse
14. Man's or Boy's Shirt (any type)
15. Lady's skirt (any style, including divided skirt)
16. Child's play clothes
17. Sleepwear/Robe for adult or child
18. Yeast bread, 1 loaf -white, whole wheat, rye, etc., (no sweet breads or machine breads)
19. Quick bread - 1 loaf, 8x4 pan
20. Cookies (3)
21. Needle Work (hand)
22. Needle Work (machine)
23. Crocheted or knitted item (small)
24. Crocheted or knitted item (large)
25. Sewn Craft Item
26. Decorated sweatshirt/T-Shirt (handmade or purchase shirt)
27. Quilt-hand quilted
28. Quilt- machine quilted
29. Made with recycled material
30. Snap Bag/Fat Quarter Bag
31. Wooden Craft Item
32. Decorated Wreath, Garland or Arrangement (dried or artificial)
33. Pottery
34. Other Craft

Group prizes based on points in project booths as follows:

1st.....	\$100	4th & 5th.....	\$70
2nd	\$90	6th & 7th.....	\$60
3rd	\$80	8th	\$50

SECTION 242

OHCE Group Educational Booths

Use one of the State OHCE Goals as listed in the OHCE Yearbook. Booths will be informative and attractive, with goal clearly identified. Group prizes based in Educational Booths as follows:

1st—\$85 2nd-\$80 3rd-\$75 4th thru 6th -\$70

4-H & YOUTH DEVELOPMENT

SECTIONS 300-329

**ELIGIBILITY OF
EXHIBITORS**

**COPYWRITTEN
MATERIAL &
REFERENCING
SOURCES**

**EDUCATIONAL
DISPLAYS**

POSTERS

**SIGNING & DATING
EXHIBITS**

**REQUIRED
TRADEMARK
DESIGNATION FOR
USE OF 4-H
CLOVER**

*PRE-ENTER EXHIBITS AT www.canadiancountyexpo.org
BY AUG. 11TH, 5 P.M.

*WED. AUGUST 23RD IN PERSON ENTRIES WILL BE
ACCEPTED 10 A.M.-8 P.M. (Exception Pies & Flowers)

**4-H & YOUTH DEVELOPMENT
OKLAHOMA STATE UNIVERSITY
COOPERATIVE EXTENSION SERVICE
Exhibits on pages 57-117**



ELIGIBILITY OF EXHIBITORS

- * Exhibition in this department is limited to Canadian County 4-H Members who have been enrolled and actively participating in the program for a minimum of **15 days** prior to the Fair except where noted. Members should be enrolled in the project area to exhibit.
- * The 4-H member should enter the class that matches his/her grade (grade as of Sept. 1 of the 4-H year.) If in 3rd grade you must be 8 yrs old before Sept. 1.
- * All exhibits must have been made and completed during the last year, and cannot be entered more than one time, except for classes that are collections that are added to in successive years.
- * For pertinent information relative to project being exhibited, refer to specific sections, classes, and respective project literature.
- * 4-H members who enter crops and horticulture must be able to prove that they produced such crops entered in his /her name during the current year.

COPYWRITTEN MATERIAL AND REFERENCING SOURCES

All 4-H exhibits should be the original work of the 4-H member. When information is taken from books, publications, magazines, or from the internet it should be expressed in the 4-H members own words. The 4-H member must reference the source of the information by using an asterisk (*) or a number (if more than one) and name the actual source at the end or bottom of paper, poster or educational display following an asterisk or corresponding number in text.

No copyrighted or trademark protected written or visual material (pictures, photos, drawings, illustrations, etc.) should be used from books, magazines, publications or from the internet with out permission from the original creator. If 4-H'er applies for and is granted permission to use a copyrighted or trademark protected item, a copy of the permission form or letter needs to be attached to the back of the exhibit and properly cited with an asterisk (*) or number. If an item (picture, photo drawing, illustration, etc.) that is not protected is used its source must be cited and referenced by using an asterisk (*) or number and the source information placed at the end or bottom of paper, poster, or educational display, following an asterisk or corresponding number.

*PRE-ENTER EXHIBITS AT www.canadiancountyexpo.org
BY AUG. 11TH, 5 P.M.

*WED. AUGUST 23RD IN PERSON ENTRIES WILL BE
ACCEPTED 10 A.M.-8 P.M. (Exception Pies & Flowers)

EDUCATIONAL DISPLAYS

- * All educational displays must have stable, freestanding backs with sides attached. This includes Section 301 and educational displays in specific project areas. See class description for size requirements. Educational displays must be 3-dimensional. Note: The sizes indicated in specific classes is the maximum table space allowed when sides are extended.
- * Do not include valuables, food items that will spoil or potentially harmful products (such as aspirin, cleaning products, chemicals, etc.) in any educational display. The 4-H Program cannot accept responsibility for loss of valuables. Potentially harmful products will be discarded. **Text of displays should be readable from at least 10 ft. away.**

POSTERS

- * For display purposes, exhibitors are encouraged to laminate all posters or cover them with clear plastic film. **Posters must be signed and dated on the back with a permanent marker before laminating.** If not marked the judging committee may mark or punch. All posters must be flat (no three-dimensional posters). **Text of posters should be readable from at least 10 ft. away. Posters in section 300 MUST include the 4-H Clover or mention 4-H. Posters in other sections/classes are encouraged to but are NOT required to include the 4-H Clover or mention 4-H unless requested in section / #class description.**

SIGNING AND DATING EXHIBITS

- * Exhibits should be permanently signed and dated, in an inconspicuous location, if material permits. Some exhibits that should be signed and dated are posters, most expressive arts and crafts including fine art, ceramics, woodworking and woodcrafts, herbarium cards, seed boards, forestry exhibits and model rocketry. Judge or Judging Committee may permanently mark exhibit with fair and year, (example: okstatefair2023)
- * if not signed and dated. Effort will be made to mark it in an inconspicuous place.
- *

REQUIRED TRADEMARK DESIGNATION FOR USE OF 4-H CLOVER

- * When using the official clover with H's, the tail should curve to the right and the words 18 U.S.C. 707 must appear under the lower right leaflet, unless poster and clover are hand drawn. [More information on proper use of the 4-H clover.](#)



*PRE-ENTER EXHIBITS AT www.canadiancountyexpo.org
BY AUG. 11TH, 5 P.M.

*WED. AUGUST 23RD IN PERSON ENTRIES WILL BE
ACCEPTED 10 A.M.-8 P.M. (Exception Pies & Flowers)

COMMUNICATION ARTS DIVISION SECTION 300 4-H POSTER-ART EXHIBIT

Premiums:

\$3, 2.50, 2, 1.50, 1, 1, 1, 1, 1, 1, 1

GUIDELINES:

- * Poster must be constructed on poster board 14"x 22" (½ of a poster board). They may be horizontal or vertical. Poster may be produced by any medium — watercolor, ink, crayon, acrylic, charcoal, collage, computer, etc.
- * Posters must be flat. Do not use three-dimensional pieces on posters. Posters will be judged on (1) educational idea portrayed, (2) public appeal, and (3) creative and original ability presented. Copyrighted or trademarked cartoon characters or other designs must not be used due to copyright restrictions.
- * For display purposes, exhibitors are encouraged to laminate or cover all posters with clear plastic film. **Posters must be signed and dated on the back in permanent marker before laminating. If not marked the judging committee may mark or punch. Text of posters should be readable from at least 10 ft. away.**
- * Individual 4-H member is restricted to those exhibits designed for his or her grade group.
The 4-H member's name, grade before September 1, and county should be on the back of the poster in the upper left hand corner. [Refer to the proper use of the clover.](#)
All exhibitors must be at least 8 years old and in 3rd grade by September 1st.

NOTE: Posters must include 4-H Clover or mention 4-H. When using the official clover with H's, the tail should curve to the right and the words 18 U.S.C. 707 must appear under the lower right leaflet, unless poster and clover are hand drawn.

Beginner Division (grades 3-5)

Class

1. 4-H promotional poster designed to recruit 4-H members, volunteers, promote any 4-H event or promote any 4-H project.
2. Poster designed to promote 4-H using the theme "Find your spark in 4-H"
3. Poster recognizing or documenting one decade or the evolution of a particular 4-H project area over the decades

Intermediate Division (grades 6-8)

4. 4-H promotional poster designed to recruit 4-H members, volunteers, promote any 4-H event or promote any 4-H project.
5. Poster designed to promote 4-H using the theme "Find your spark in 4-H"
6. Poster recognizing or documenting one decade or the evolution of a particular 4-H project area over the decades

***PRE-ENTER EXHIBITS AT www.canadiancountyexpo.org
BY AUG. 11TH, 5 P.M.
*WED. AUGUST 23RD IN PERSON ENTRIES WILL BE
ACCEPTED 10 A.M.-8 P.M. (Exception Pies & Flowers)**

Advance Division (grades 9-12)

7. 4-H promotional poster designed to recruit 4-H members, volunteers, promote any 4-H event or promote any 4-H project.
8. Poster designed to promote 4-H using the theme "Find your spark in 4-H"
9. Poster recognizing or documenting one decade or the evolution of a particular 4-H project area over the decades

SECTION 301 EDUCATIONAL BOOTH DISPLAY

**Premiums:
\$10, 9, 8, 7, 6, 5, 4, 3, 2, 2, 2, 2**

GUIDELINES:

- * All grades are accepted in each class
- * This must be an in-depth look at a 4-H project or projects. Space for the booth is 3 feet deep and 4 feet wide (with sides extended). Back can be 4 feet high. There will be no solid dividers between booths, use lightweight materials for ease in transporting. Display must be freestanding. Models, photographs, posters or other means or display may be used. Display may be prepared by an individual or group from a county. Criteria for judging will be (1) effectiveness of the message, (2) appropriateness to the theme, (3) interest and attractiveness to the public.
- * Display must focus on **ONE** of the following and be suitable for display at a local business during national 4-H Week or another time during the fall:
 - * Promotion of a specific 4-H project, member recruitment, current youth issue, event, etc.
 - * Community Service
 - * The national campaign "4-H Grows Here".

EXHIBIT MUST PROMINENTLY DISPLAY A 4-H CLOVER OR MENTION 4-H.

- When using the official clover with H's, the tail should curve to the right and the words 18 U.S.C. 707 must appear under the lower right leaflet, except for hand drawn clovers. [Refer to the proper use of the clover.](#) All exhibitors must be at least 8 years old / and in 3rd grade by September 1st.
- * Do not include valuables, food items that will spoil or potentially harmful products in any educational display. The 4-H Program cannot accept responsibility for loss of valuables. Potentially harmful products will be discarded.

Class

1. Educational Booth Display (other than community service or theme "Find your spark in 4-H"). Display may be project area, member recruitment, current youth issue, event, etc.
2. Community Service Booth Display – Sharing about a community service that 4-H member or county 4-H group has done. Should include pictures, examples, and scope of projects. The impact on others will be added criterion for judging. Project should be the extension of a 4-H project area.
3. Display using the national campaign theme "Find your spark in 4-H".

*PRE-ENTER EXHIBITS AT www.canadiancountyexpo.org
BY AUG. 11TH, 5 P.M.

*WED. AUGUST 23RD IN PERSON ENTRIES WILL BE
ACCEPTED 10 A.M.-8 P.M. (Exception Pies & Flowers)

SECTION 302 4-H PHOTOGRAPHY

Premiums:

\$2, 1.50, 1, 1, 1, 1, 1, 1, 1, 1, 1

GUIDELINES:

- * These exhibits consist of photos taken by the individual exhibitors. A photo can be entered only one year.
Individuals can exhibit in only one Level, and may enter only one exhibit per class in that level. Level 1 is for members who have a beginning skill level. Level 2 is for those who have an intermediate skill level. Level 3 is for those who have an advanced skill level. All grades within each unit are as of September 1 of the current calendar year.
- * **DIGITAL PHOTOS may be entered.** Adjustments to digital photographs are limited to color and contrast adjustments, cropping, gray scaling, exposure adjustments, and red eye reduction. (with the exception of Classes 25 to 28)
- * **PRINTS:** Black and white or color prints may be exhibited. Prints must be no smaller than 4 X 6 and no larger than 5" x 7" (except when panoramic prints are used) for all classes, except classes 5, 10, 14, 18, and 22 where prints may be up to 8" x 10". **Prints should be printed on photo-quality paper (not copy paper). Print quality is taken into consideration by the Judges. Photos will be disqualified if in a frame.**
- * **TITLES, CAPTIONS AND OTHER REQUIRED INFORMATION:** On the front of the board, there must be a title and each photo must have a caption giving the viewer more information about the photograph. The back of each board must include the exhibitor's name, county, number of years in the 4-H photography project.
- * **BOARDS:** Prints must be securely attached to the surface of a black or white (not colored) poster board, foam core, or mat board. No double matting, use of multiple layers or more than one color. The entire print must be seen and cannot be masked in any way. Boards must be 14" x 14" for all classes.
- * **All exhibitors** must be at least 8 years old and in 3rd grade by September 1st.

Level 1: Focus on Photography

Junior Classes – Grades 3-7

(for members who have a beginning skill level).

Class

1. **Four photos**, one from each of the following categories: people, animals, plant life and scenery.
2. **Four photos of people** doing different things, showing a variety of activities, camera angles and lighting choices.
3. **Four otherwise outstanding photos** showing common mistakes in picture taking. The caption for each print must correctly identify what is wrong and provide an appropriate solution to prevent the mistake.
4. **Series of 4 photos** telling a story or illustrating a single event.
5. **Best individual photo** made this year.

Senior Classes – Grades 8-12

(for members who have a beginning skill level).

6. **Four photos**, one from each of the following categories: people, animals, plant life and scenery.
7. **Four photos of people** doing different things, showing a variety of activities, camera angles and lighting choices.
8. **Four otherwise outstanding photos** showing common mistakes in picture taking. The caption for each print must correctly identify what is wrong and provide an appropriate solution to prevent the mistake.
9. **Series of 4 photos** telling a story or illustrating a single event.
10. **Best individual photo** made this year.

Level 2: Controlling the Image

Junior Classes – Grades 3-7

(for members who have an intermediate skill level)

11. **Four photos** showing good composition, such as placement of subject, framing, contrast or perspective. The caption for each photo or the title of the board must explain the ideas being illustrated.
12. **Four action photos** showing use of film speed or digital ISO, please include the film speed or digital ISO, shutter aperture (if the camera is adjustable)
13. **Four photos** showing effect (lighting, media, techniques and processes). The caption for each photo or the title of the board must explain the ideas being illustrated.
14. **Best individual photo** made this year.

Senior Classes – Grades 8-12

(for members who have an intermediate skill level)

15. **Four photos showing** good composition, such as placement of subject, framing, contrast or perspective. The caption for each photo or the title of the board must explain the ideas being illustrated.
16. **Four action photos** showing use of film speed or digital ISO, please include the film speed or digital ISO, shutter speed and aperture (if the camera is adjustable).
17. **Four photos** showing effect use of light (such as natural or electronic flash). The caption for each photo or the title of board must explain the ideas being illustrated.
18. **Best individual photo** made this year.

Level 3: Mastering Photography

All grades

(for members who have an advanced skill level)

19. **Four photos showing members' knowledge** of one of the following: different lenses, photo lamps, existing light, filters, or special effects. The caption for each photo or the title of the board must explain the idea(s) being illustrated.
20. **Four outstanding "people" pictures.**
21. **Four landscapes or nature photos.**
22. **Best individual photo** taken this year.

Digitally Adjusted Photos.

Exhibit must include both the original photo labeled "original photo", the digitally adjusted photo labeled "adjusted photo", with a short summary of what was done (cropping, red-eye removal, color or contrast adjustment, gray scaling, exposure adjustment, etc.) Must be on a single black or white poster board, foam core or mat board 14" x 14".

Classes

23. **Junior** (grades 3-7)
24. **Senior** (grades 8-12)



***PRE-ENTER EXHIBITS AT www.canadiancountyexpo.org
BY AUG. 11TH, 5 P.M.**

***WED. AUGUST 23RD IN PERSON ENTRIES WILL BE
ACCEPTED 10 A.M.-8 P.M. (Exception Pies & Flowers)**

Digitally altered photographic illustration taken with a digital camera by the exhibitor.

Alterations are beyond common photography techniques of red eye removal, cropping, etc. Exhibit includes a print of the original photograph, labeled "original photo," and the digitally altered image, labeled "photographic illustration". Must be on a single black or white poster board, foam core or mat board 14" x 14". Attach up to 1/2 page of written explanation of the alterations to the back of the exhibit.

Classes

- 25. **Junior** (grades 3-7)
- 26. **Senior** (grades 8-12)

Digitally altered scanned image.

Exhibit must include the original image, labeled and the digitally altered image, both labeled. Alterations are beyond common photography techniques of red eye removal, cropping, etc. Must be on a single black or white poster board, foam core or mat board 14" x 14". Attach up to 1/2 page of written explanation of the alterations to the back of the exhibit. Trademark images may not be used.

Classes

- 27. **Junior** (grades 3-7)
- 28. **Senior** (grades 8-12)

**SECTION 303
EXPRESSIVE ARTS
Juniors - Grades 3-7
Seniors - Grades 8-12**

Premiums:

\$2.75, 2.50, 2, 1.75, 1.25, 1.25, 1, 1, 1, 1, 1, 1

GUIDELINES:

- * Individual members may enter only one exhibit per class Exhibits in all classes are limited to items that cannot be exhibited in other sections. Exhibits must be permanently signed and dated in an inconspicuous location, if size and material permits. Ceramics should be signed before firing. Judge or Judging committee may mark exhibit with Fair and Year (for example: OKC, 2023), if not signed and dated. Effort will be made to mark in an inconspicuous place.
- * Paintings, drawings and other items that would be hung must have a hanger attached or they may not be displayed.
- * All exhibitors must be at least 8 years old and in 3rd grade by September 1st.

Class

- 1. Jr. Fine Art — Pencil, charcoal, pastels, chalk, ink
- 2. Sr. Fine art — Pencil, charcoal, pastels, chalk, ink
- 3. Jr. Fine Art — Watercolor
- 4. Sr. Fine Art — Watercolor
- 5. Jr. Fine Art — Oil or acrylic
- 6. Sr. Fine Art — Oil or acrylic
- 7. Jr. Ceramics— Glazed (maximum of one piece)
- 8. Sr. Ceramics—Glazed (maximum of one piece)
- 9. Jr. Ceramics — Stained (maximum of one piece)
- 10. Sr. Ceramics — Stained (maximum of one piece)

***PRE-ENTER EXHIBITS AT www.canadiancountyexpo.org
BY AUG. 11TH, 5 P.M.**

***WED. AUGUST 23RD IN PERSON ENTRIES WILL BE
ACCEPTED 10 A.M.-8 P.M. (Exception Pies & Flowers)**

11. Jr. Pottery -- Original design made from clay using a process of hand molding or on a potter's wheel
12. Sr. Pottery -- Original design made from clay using a process of hand molding or on a potter's wheel
13. Jr. Print Process Article - Block printing and other printing methods.
14. Sr. Print Process Article - Block printing and other printing methods.
15. Jr. Nature Craft - Article made from natural materials including weaving or basket making
16. Sr. Nature Craft - Article made from natural materials including weaving or basket making
17. Jr. Bead Craft Article
18. Sr. Bead Craft Article
19. Jr. Leathercraft - Kit
20. Sr. Leathercraft - Kit
21. Jr. Leathercraft - Original Design
22. Sr. Leathercraft - Original Design
23. Jr. Hand Crafted Wax Candle
24. Sr. Hand Crafted Wax Candle
25. Jr. Hand Crafted Gel Candle
26. Sr. Hand Crafted Gel Candle
27. Jr. Puppet
28. Sr. Puppet
29. Jr. Paper Craft
30. Sr. Paper Craft
31. Jr. Plastic Craft-includes but not limited to Lego Art
If Lego Art is enter, it must be glued.
32. Sr. Plastic Craft-includes but not limited to Lego Art
If Lego Art is enter, it must be glued
33. Jr. Duct Tape Craft
34. Sr. Duct Tape Craft
35. Jr. Miscellaneous (limited to items that cannot be entered in any other class.)
36. Sr. Miscellaneous (limited to items that cannot be entered in any other class.)

SCIENCE & TECHNOLOGY DIVISION SECTION 304

4-H Technology Exhibits

Premiums:

\$4, 3.50, 3, 2.50, 2, 1.50, 1, 1, 1, 1, 1, 1

GUIDELINES:

- * The 4-H technology exhibits are open to all grades. They will be judged separately in two age groups. Juniors – grades 3-7; Seniors – grades 8-12. All exhibitors must be at least 8 years old and in 3rd grade by September 1st. Every exhibit must be labeled on the back with the following information: Name, Club, County, Grade before September 1 and date poster or exhibit was made. Copy written material such as professional photos, books, or items on the internet **should not be used** as original.
- * Exhibits displayed as posters must be constructed on poster board 14" x 22" (1/2 of a poster board). They may be horizontal or vertical. Posters will be judged on (1) educational idea portrayed, (2) public appeal, and (3) creative and original ability presented. Copyrighted or trademarked cartoon characters or other designs must not be used due to copyright restrictions.
- * For poster exhibit displays purposes, exhibitors are encouraged to laminate or cover all posters with clear plastic film. **Text of posters should be readable from at least 10 ft. away.**
- * **Promotional exhibits in this section must include an official 4-H Clover or mention 4-H.**

***PRE-ENTER EXHIBITS AT www.canadiancountyexpo.org
BY AUG. 11TH, 5 P.M.**

***WED. AUGUST 23RD IN PERSON ENTRIES WILL BE
ACCEPTED 10 A.M.-8 P.M. (Exception Pies & Flowers)**

Flat flyer (one-sided) - Designed by the exhibitor to promote a club or county 4-H educational program or activity. Computer generated flat flyer (**8½" X 14" or 8½" X 11"**). Flat flyers should be securely attached to an appropriately sized poster board.

1. **Junior-Grades 3-7**
2. **Senior-Grades 8-12**

Brochure, card or invitation related to 4-H - May be double-, tri-, or four-fold measuring 8½" x 11" or 8½" x 14" before folding. Attach 2 flat copies of the brochure (one side showing the front and the other side showing the back of the brochure) to an appropriately sized poster board no larger than 14" x 22" – ½ of a poster board. Attach a large envelope to the back of the board and insert a folded copy of the brochure.

3. **Junior-Grades 3-7**
4. **Senior-Grades 8-12**

PowerPoint Presentation related to 4-H - (Can be PowerPoint, Google slides or any other presentation program.) Presentation should either promote 4-H or educate about a 4-H project. Presentations should include an official 4-H Clover or mention 4-H. Presentation entry includes a printout of at least 5 slides and script/ presentation notes in a folder or notebook. All PowerPoint presentations should be mounted on a freestanding display board not to exceed 3' X 4' when the sides are extended for display. Commercially available "Science Fair Presentation boards" are encouraged."

5. **Junior-Grades 3-7**
6. **Senior-Grades 8-12**

Digital Media for a group or club project - Submit a video (maximum of 3 minutes) designed for social media use on STEM projects. The video must be in an .MP4 format and submitted on a flash drive. Video may only contain first names of the participants and participants must have a signed media release form on file in their county 4-H office (found on the 4-H enrollment card.)

7. **Group Media**

STEM Career Poster-4-H members should research careers in STEM before developing their poster exhibit. Posters should highlight the variety of STEM related careers and follow the Technology Exhibit poster guidelines and criteria.

8. **Junior Poster (grades 3-7)- Draw a Scientist**
9. **Senior Poster (grades 8-12)- Careers in STEM**

***PRE-ENTER EXHIBITS AT www.canadiancountyexpo.org
BY AUG. 11TH, 5 P.M.**

***WED. AUGUST 23RD IN PERSON ENTRIES WILL BE
ACCEPTED 10 A.M.-8 P.M. (Exception Pies & Flowers)**

Global Positioning Systems (GPS)/Geographic Information Systems (GIS) Exhibits

- * 4-H Youth will learn about Geographic Information Systems (GIS) concepts by collecting data on a location, describing the attributes.
- * Youth will learn about geospatial technology applications and future career opportunities by working with local government agencies and project partners in their own communities.
- * Increased youth involvement in community service and awareness projects that impact local communities by enhancing economic and community development.
- * The 4-H GPS/GIS exhibits will be judged in two age groups. Juniors – grades 3-7; Seniors – grades 8-12. All exhibitors must be at least 8 years old /and in 3rd grade by September 1st.
- * Every exhibit must be labeled on the back with the following information: Name, Club, County, Grade and date poster, map or exhibit was made.
- * Posters/Maps must be 14" x 22" – ½ of a poster board. Exhibitors are encouraged to laminate all flat exhibits or cover them with clear plastic film. Maps may be affixed to poster board. The map itself doesn't have to be the full 14"X22".
- * Displays must be freestanding and not be larger than 3' x 3' (width x depth) with sides extended for display.

Display illustrating how GPS works, including the user, control and space segments of the system.

10. Juniors -Grades 3-7

Display illustrating how GPS has been used to improve society

11. Seniors -Grades 8-12

Geocache box.

Exhibit would include geocache box with contents, description & photograph of the location where the box will be located. (Check <https://www.Geocaching.com/play> for instructions on placing and describing)

12. Juniors -Grades 3-7

13. Seniors -Grades 8-12

Hand drawn map.

Map can either be informational or directional. Attach a one page explanation of the purpose for the map.

14. Juniors -Grades 3-7

15. Seniors -Grades 8-12

Computer generated map.

Map can be either informational or directional. Attach a one page explanation of the purpose for the map.

16. Juniors-Grades 3-7

17. Seniors-Grades 8-12

4-H Robotics

- * The goal of the 4-H robotics program is for 4-H members to explore science, technology and engineering through designing and building a functioning robot. The robot can be either programmable or remote controlled. The robot can be created by an individual or a group.
- * The 4-H robotics exhibits are open to all grades. They will be judged separately in two grade groups. Juniors – Grades 3-7; Seniors – Grades 8-12. All exhibitors must be at least 8 years old /and in 3rd grade by September 1st. Every exhibit must be labeled on the back with the following information: Name, Club, County, Grade before September 1 and date poster or exhibit was made.
- * Attach a 3"x 5" index card to each robot/exhibit, explaining:
 - Construction material, how constructed and project goal.
 - Year in project

***PRE-ENTER EXHIBITS AT www.canadiancountyexpo.org
BY AUG. 11TH, 5 P.M.**

***WED. AUGUST 23RD IN PERSON ENTRIES WILL BE
ACCEPTED 10 A.M.-8 P.M. (Exception Pies & Flowers)**

- Grade of member
- Whether or not made from kit
- Other pertinent information
- Each exhibit should have a one page report explaining the function, purpose and construction of the robot.
- Displays must be freestanding and are limited to 3' X 3' (width X depth) when sides are extended for display.

Programmable or Remote Controlled Robot

18. Juniors -Grades 3-7
19. Seniors -Grades 8-12

Display w/photographs and explanation of a member developed robot which is not available for exhibit.

20. Juniors -Grades 3-7
21. Seniors -Grades 8-12

Group Projects—Developed by two or more 4-H members working together (Include all 4-H members' information involved on index card)

22. Programmable Robot or Remote-controlled Robot
23. Display w/photographs and explanation of a member developed robot which is not available for exhibit.

Engineering Design Challenges

Criteria: Engineering design challenges are intended to encourage 4-H members to use the Engineering design process to create their own projects. These projects should include an engineering notebook, journal or description which answer the following questions about their project. Projects without an engineering notebook will be judged accordingly. Projects with notebooks will place before projects without notebooks, journals, or descriptions.

- * What is the challenge or task of your project (Example: Throw a marshmallow six feet, incorporate technology into clothing, create alternative energy, design and build a rubber band powered car, etc.)
- * Draw your design
- * How did you test your design?
- * What were the results?
- * How did you change your design to improve it?
- * Did you retest it? Did the results improve?
- * Describe your final design and does it work?

Engineering Design Challenges will be judged based on creativity, design, function, and recordkeeping (journal or engineering notebook).

24. Juniors - grades 3-7
25. Seniors – grades 8-12.

Marshmallow catapult challenge design task

Design requirements:

- Design a trebuchet-style swing arm catapult. It may be similar to a teeter-totter or swing set.
- The beam (arm) is able to swing (go up and down).
- The arm of the catapult must be adjustable from the center to an offset (One side of the beam is longer from center pivot point.).
- Use at least five (5) different types of materials or parts (craft sticks, brads, dowels, etc.).
- Use weights and gravity as the power source.
- Launch a marshmallow at least six (6) feet.
- A journal or engineering notebook should be included to describe the creation, purpose and function of the device.
- Explain how you built and tested your catapult
- Chart your marshmallow launches

Reference: [National 4-H Curriculum, Junk Drawer Robotics, Level I](#)

- Catapult cannot be any larger than a 3 foot cube, (3x3x3x)
26. Juniors -Grades 3-7
 27. Seniors -Grades 8-12

***PRE-ENTER EXHIBITS AT www.canadiancountyexpo.org
BY AUG. 11TH, 5 P.M.**

***WED. AUGUST 23RD IN PERSON ENTRIES WILL BE
ACCEPTED 10 A.M.-8 P.M. (Exception Pies & Flowers)**

Alternative Energy Design Challenge Design and build a device to utilize wind, solar, or water power. Commercially available parts are acceptable but the majority of the project must be homemade by the member. Must fit entirely within a 12-inch cube (12"X12"X12"). A journal or notebook should be included to describe the creation, purpose and function of the device. References for this project may include but are not limited to:

Wind Power

[4-H Power of Wind Curriculum:](#)

[2011 NYSD Wired for Wind](#)

[Solar Powered Housed Activity](#)

[Solar Powered Car Activity](#)

28. Juniors-Grades 3-7

29. Seniors-Grades 8-12

Wearable Technology Design Challenge Design a piece of wearable technology. Commercially available parts are acceptable but the majority of the project must be homemade by the member. A journal or notebook should be included to describe the creation, purpose and function of the device. Resources for this project may include but are not limited to:

[WearTec Curriculum Series books 1-4](#)

[2017 NYSD Incredible Wearables](#)

30. Juniors-Grades 3-7

31. Seniors-Grades 8-12

Rubber Band-Powered Vehicle Design Challenge

Design a wheel-driven vehicle, powered only by one rubber band (size #64 approx. ¼" wide by 3½" long by 1/32" thick.), which will transport a one-pound "load" (box of baking soda approx. size: 3½" x 4½" x 2") at least 9 feet (on a smooth flat floor) while remaining within the boundaries of a 3 ft. wide parallel track (marked off with masking tape). Speed is not a criteria.

There are no restrictions on materials, size, weight or number of wheels. However, the only energy source permitted is the elastic energy of one rubber band. Commercially assembled vehicles are NOT permitted. However, commercially manufactured components may be used as parts of the vehicle. The vehicle must be self-starting (i.e., no pushing, external power starts, etc.). Propulsion of the vehicle must be through the wheels (i.e., no propellers, no launching mechanism). Transferring the energy of the rubber band to wheels via gears, fly wheels, etc., is encouraged. No remote-control devices are permitted.

A journal or engineering notebook should be included to describe the creation, purpose and function of the device. Explain how you built and tested your vehicle and if you made any modifications. Chart or graph collected data and explain how you measured improvements in your engineering notebook or journal.

32. Juniors-Grades 3-7

33. Seniors-Grades 8-12

The Future of Agriculture Research Challenge Displays

The future of agriculture research displays will illustrate current research and forward/futuristic thinking that is changing the field agriculture and agricultural based careers. 4-H members will research current trends, future thoughts and ideas for continuing to effectively feed the world. These projects should have a minimum of three scholarly references identifying where and when the information was published.

These projects may:

- Describe the challenging need for increased food production for a growing population
- Describe a new agricultural production technique or an emerging agricultural technology that will enhance or improve our agricultural and food production systems,
- Illustrate a new vision for the future of agriculture
- Describe new STEM-based careers in agriculture.

Research displays should use research-based information and resources to answer questions similar to the following, "What will the future of Agriculture look like?", "How will agriculturalist feed an ever-growing population?" or "What are future careers in agriculture?"

***PRE-ENTER EXHIBITS AT www.canadiancountyexpo.org
BY AUG. 11TH, 5 P.M.**

***WED. AUGUST 23RD IN PERSON ENTRIES WILL BE
ACCEPTED 10 A.M.-8 P.M. (Exception Pies & Flowers)**

All research displays should be mounted on a free-standing display board not to exceed 3' x 4' when the sides are extended for display. Commercially available "Science Fair Presentation boards" are encouraged". First place exhibits in each class will be displayed. Second place and sub-sequential exhibits may be displayed based upon space available and judges'/committees' discretion. Displays should be readable/understandable from a distance of 10 ft. A complete research report should be included with the display in a notebook.

34. Juniors-Grades 3-7

35. Seniors -Grades 8-12

SECTION 305 SCIENCE DISCOVERY PROJECTS

Premiums:

\$4, 3.50, 3, 2.50, 2, 1.50, 1, 1, 1, 1, 1, 1

GUIDELINES:

The goal of this project/exhibit is to allow 4-H members to:

- * Use the scientific method to gain an understanding of how things work and the variables that affect them.
- * Take an open and creative approach to problem solving.
- * Learn that a successful outcome is based not on personal opinion but on scientific fact.
- * Improve written and visual communication skills.

4-H members are encouraged to use their 4-H projects as the basis for their scientific research and discovery projects.

Exhibits should relate to one of the following topics:

- Behavioral and Social Sciences
- Biochemistry, Medicine, and Health Sciences
- Botany and Zoological Sciences
- Computer Science
- Earth and Space Sciences
- Engineering
- Environmental Sciences
- Mathematics
- Physical Sciences

A list of resources can be found in the State Fair Book, Section 4305

Displays must be freestanding and are limited to 3' X 4' (width x depth) when sides are extended. Commercially available "Science Fair Presentation Boards" are encouraged. Displays without reports will be judged accordingly. Displays with reports will be placed above those missing reports.

Classes:

1. **Beginning Division** (Grades 3-5)
A display illustrating the project.
2. **Intermediate Division** (Grades 6-8)
A display with an accompanying report of approximately two typewritten pages.
3. **Advanced Division** (Grades 9-12)
A display and a written report about the project that includes an interview with a scientist, science teacher or someone who is knowledgeable about the area that is being studied. Reports should be three to five pages in length. (Example: a Bee Keeper could help with a bee project)
4. **Team Exhibit** (All Grades)
Team may include a maximum of three members. A display and a written report about the project. It is recommended that it include an interview with a scientist, science teacher or someone who is knowledgeable about the area that is being studied. Reports should be three to five pages in length. (Example: an engineer could help with engineering projects)

*PRE-ENTER EXHIBITS AT www.canadiancountyexpo.org
BY AUG. 11TH, 5 P.M.

*WED. AUGUST 23RD IN PERSON ENTRIES WILL BE
ACCEPTED 10 A.M.-8 P.M. (Exception Pies & Flowers)

CONSUMER/FAMILY SCIENCES DIVISION SECTION 306 Design & Construction

Premiums:

\$4, 3.50, 3, 2.50, 2, 1.50, 1, 1, 1, 1, 1

Design & Construction

- **Fall 2022-All Design and Construction projects will be REQUIRED to have the Skill Mastery Sheet securely attached to the project. Use a safety pin and attach directly to the exhibit when at all possible. NEVER attach a sheet to a hanger! The sheet MUST be completed by the 4-H Member.**
- The Skill Mastery sheet <https://4h.okstate.edu/projects/design-and-construction/curriculum-and-patterns.html> is an education tool to guide project work. Click Sample Technique Cards to find instruction for many of the techniques noted in the skill sheets (i.e. facings, zippers, hems, fasteners, etc.)
- Instruction Sheets for the projects listed can be at <https://4h.okstate.edu/projects/design-and-construction/project-guide-sheets.html>
- Fair exhibits have been carefully selected and directed for members to investigate and learn specific skills/information and to demonstrate mastery of these skills/information.
- The end -product/exhibit is being evaluated on the skills "you learned/mastered." The skill sheet serves as the member's "personal reflection" and communicates to the judge what was learned. Why is this important? Because in 4-H, the reflection and application of what was learned is more important than the end product/exhibit.
- The skill sheet is to be used as a planning tool. It is important that each 4-H member take responsibility for the life skill of "learning to learn." This may require members, leaders and educators to look up terms and learn techniques as part of the educational process.
- Resources, instructions and project guides are posed online. Members are encouraged to seek out other valid resources which teach proper technique and knowledge in the areas of design and construction.
- *General Skills to be mastered in project/product in ADC, IDC and HTDC.*
- **Structural Design:** Construction technique, size, form, color and texture suited to the materials and product end use.
- **Elements of Design:** The finished product illustrates the member is learning or mastering the basic elements of design - line, shape or form, texture, color, and space.
- **Principles of Design:** The finished product illustrates an awareness and application of the principles of harmony, proportion, balance, rhythm and emphasis adding dimension, interest and/or appeal to the finished product.
- **Surface Design:** Any lines, shapes, colors, textures, or materials applied to the product or item design that creates an emotional or personal quality, individuality and creative expression without disturbing initial/end purpose. Design is that "something which makes the item unique to the individual designer.
- Reports/Descriptions/Expense Sheet/etc.– Exhibits requiring a report/description/expense sheet of any kind, can be typed or neatly/legible handwritten. Report should be one-two pages. If typed, it must be doubled spaced using a minimum of 12-point font. Report MUST be SECURLEY attached to the **exhibit**.
- A County may enter one (1) exhibit in each class. A 4-H member may enter one (1) exhibit per class.

***PRE-ENTER EXHIBITS AT www.canadiancountyexpo.org
BY AUG. 11TH, 5 P.M.**

***WED. AUGUST 23RD IN PERSON ENTRIES WILL BE
ACCEPTED 10 A.M.-8 P.M. (Exception Pies & Flowers)**

HANGERS WILL NOT BE RETURNED.

APPAREL DESIGN & CONSTRUCTION – (ADC)

(Grades 3-5) Review section 306 general instructions. Project must have at least two of the skills/techniques identified as appropriate for the ADC Level 1 or Level 2 project work. Some classes have specific skills/techniques which must be incorporated into the exhibit.

- 01. Simple Tops** (shirt, tank top, t-shirt, vest, poncho, costume or any other similar simple top). No lined garments. Exhibits in classes 01 and 02 are to be SIMPLE. Exhibit must have two or more of the specific skills/techniques listed under any of the following headings Level 1 Mastery Sheet: Buttons, casing, hem, seams, seam finishes.
- 02. Simple Bottoms** (shorts, capris, pants, skirts, costume, any other similar simple bottom). Garments are not to be lined, have pockets or a zipper. Exhibits in classes 01 and 02 are to be SIMPLE. Exhibit must have two or more of the specific skills/ techniques listed under any of the following headings Level 1 Mastery sheet: hem, seams, seam finishes, waistband.
- 03. Simple Lined or Unlined One-piece garment with one or one or more: pocket, waistband or facing** (top, bottom, robe, jacket, dress, jumpsuit, vest, poncho/shawl costume, or any other similar one-piece garment). Exhibit must have two (2) or more of the specific skills/ techniques listed under any of the following headings in Level 1 or 2 Mastery Sheet: Facing, Pocket, Waistband, Zipper, Interfacing, Seam Finish. Waistband can be a flat front band and elastic back.
- 04. Non-human Apparel** (doll, pet or livestock garment/costume, or any other similar item)
- 05. Simple Sewn Fashion Accessory** (sewn hats, scarf, bag, wallet, purse, mittens, string-pack or textile based jewelry, any other similar sewn fashion accessory)
- 06. Knitted/Crocheted Yarn/Thread Fashion Accessory** (knitted/crocheted hat, scarf, bag, wallet, string-pack, or textile based jewelry, any other similar knitted/crocheted fashion accessory). Exhibit must have two or more of the specific skills/ techniques listed under any of the following headings Level 1 Mastery Sheet: Crochet, Knitting.
- 07. “Recycled/Upcycled” Apparel/Garment/Fashion Accessory** with before and after (garment/accessory being worn) pictures and a written description of the design and construction process/steps the member undertook and reason(s) for “redesign.” See Frugal Fashion Instruction Sheet and other OK Recycle and Redesign resources.

***See Class 20 All Grades: Apparel Design Project Portfolio**

(Grades 6-8) Review section 306 general instructions. Project must have at least 2 of the skills/techniques required for the ADC Level 2 or Level 3 project work. Some classes have specific skills/techniques which must be incorporated into the exhibit.

- 08. Blouse/Shirt with sleeves and closure.** Exhibit must have two (2) or more of the specific skills/techniques listed under any of the following headings in the Level 3 Mastery Sheet: Buttons, and Buttonhole, Fasteners, Sleeves, Zipper. No jackets, coats or vests.
- 09. Lined or Unlined Bottom with zipper and pocket(s)** Exhibit must have two (2) or more of the specific skills/ techniques listed under any of the following headings in the Level 3 Mastery Sheet: Buttons and Buttonhole, Fasteners, Sleeves, Zipper. No jackets, coats or vests.
- 10. Lined or Unlined Two piece garment** (coordinating top and bottom, jacket/vest with bottom/dress, PJ's, costume or any other similar two-piece coordinate). Exhibit must have two or more of the specific skills/ techniques listed under any of the following headings Level 3 Mastery sheet: Buttons and Buttonhole, Fasteners, Interfacing, Underlining, Lining, Pockets, Sleeves, Zipper.

***PRE-ENTER EXHIBITS AT www.canadiancountyexpo.org BY AUG. 11TH, 5 P.M.**

***WED. AUGUST 23RD IN PERSON ENTRIES WILL BE ACCEPTED 10 A.M.-8 P.M. (Exception Pies & Flowers)**

11. Sewn Fashion Accessory with closure/fastener and seams. (Examples: hat/earmuffs, wallet, bag/purse, costume accessory (such as gloves, apron, bustier), textile-based jewelry, or any similar sewn accessory. See specific skills/techniques listed under the following headings Level 3 Mastery: Buttons and Buttonholes, Fasteners, Seams, and Seam Finish which may apply.

12. Fashion Garment or Accessory created by Knitting/Crocheting/Tatting/Felting or similar technique. No accessory is to be constructed from commercial/purchased fabric (woven, knit, felt, etc.) Knitted or crocheted exhibit must have two (2) or more of the specific skills/techniques listed under any of the following headings in the Level 3 Mastery Sheet: Crochet and/or Knitting.

13. "Recycled/Uncycled" Apparel/Garment/Fashion Accessory with before and after (garment/accessory being worn) pictures and a written description of the design and construction process/steps the member undertook and reason(s) for "redesign." See Frugal Fashion Instruction Sheet and other OK Recycle and Redesign resources.

***See Class 20 All Grades: Apparel Design Project Portfolio**

(Grades 9-12) Review section 306 general instructions. Project must have at least 2 of the skills required for the ADC Level 3 or Level 4 project work. Some classes have specific Level 3 skills/techniques which must be incorporated into the exhibit.

14. One-piece Lined or Unlined Garment (pants, skirt, coat, jacket, dress, jumpsuit, uniform, formalwear, costume, or any other similar garment) with two (2) or more of the specific skills/techniques listed under any of the following headings in the Level 4 Mastery Sheet: Collar/Cuff, Buttons and Buttonholes, Fasteners, Hem, Interfacing/Under lining/Interlining, Lining, Seam, Seam/Finish, Zipper.

15. Two-piece Lined or Unlined ensemble/coordinate (coat/jacket/vest/shirt/blouse with dress/pants/slacks/skirt/etc., suit, costume, or any of the following headings in the Level 4 Mastery Sheet: Collar/Cuff Buttons and Buttonhole, Fasteners, Hem, Interfacing/Under lining/Interlining, Lining, Seam, Seam/Finish, Zipper.

16. Sewn Fashion Accessory with closure/fastener and seams. (Examples: hat/earmuffs, wallet, bag/purse/backpack, costume accessory (such as gloves, apron, bustier), textile based jewelry, or any **similar** sewn accessory. See specific skills/techniques listed under the following headings Level 3 Mastery: Buttons and Buttonholes, Fasteners, Seams, and Seam Finish which may apply.

17. Fashion Garment or Accessory created by Knitting/Crocheting/Tatting/Felting or similar technique. No accessory is to be constructed from commercial/purchased fabric (woven, knit, felt, etc.) Knitted or crocheted exhibit must have two (2) or more of the specific skills/techniques listed under any of the following headings in the Level 4 Mastery Sheet: Crochet and/or Knitting.

18. Functional Fashion Accessory or Garment designed for Special Needs. *"Special Needs" being the individual requirements of a person with a mental, emotional, physical disability or disease.* **MUST** include a description of whom it was made for, why the need, any special adaptations per the individuals request and any other pertinent information supporting the finished product. (Examples of fashion accessories or garment: apron/tidy-top; garment adaptation; mastectomy pillow; cancer cap/hat; slippers/shoes; wheel chair - coat, gloves, backpack, cell phone caddy; etc. This exhibit is for fashion accessories and garments worn by the person. See IDC class 40 for other special needs item.) See Citizenship through Service Learning and Sewing for Special Needs instructions.

***PRE-ENTER EXHIBITS AT www.canadiancountyexpo.org BY AUG. 11TH, 5 P.M.**

***WED. AUGUST 23RD IN PERSON ENTRIES WILL BE ACCEPTED 10 A.M.-8 P.M. (Exception Pies & Flowers)**

- 19. Recycling/Upcycling Apparel on a Budget** – Focus is on the skill/technique mastery applied to the recycling/upcycling of a garment with a budget of \$10. Must include an expense sheet for any supplies/garments purchased. In kind or on hand supplies (thread, fabric/trim scraps, buttons, interfacing, etc.) used in the design and construction are also to be listed on the expense sheet. Exhibit must include before and after (garment being worn) pictures and a written description of the design and construction process/steps the member undertook. See [Frugal Fashion](#) Instruction Sheet and other OK [Recycle and Redesign](#) resources.

**** See Class 20 All Grades: Apparel Design Project Portfolio All Grades - ADC**

20. All Grades: Apparel Design Project Portfolio: A portfolio is a great record keeping tool. It will be a valuable source for ideas and future projects, a place to share any project work done in ADC, and provide a place to show samples of new techniques or knowledge explored in ADC. It is a notebook with three (3) sections – 1) Projects/Products, 2) Sample Technique Pages and 3) Creative Inspirations and Ideas. See [Design Portfolio](#) instructions. All Portfolios, regardless of grade, will be judged together.

INTERIOR DESIGN & CONSTRUCTION - (IDC)

IDC project must be made largely from a textile product unless otherwise stated. A textile is a flexible material made of fiber/thread/yarn. Textiles are formed with various methods including weaving, knitting, crocheting, knotting or felting. Other words for textiles are cloth and fabric. **(Grades 3-5) - Review section 4306 general instructions. Project must have at least two (2) of the skills/techniques required for the [IDC Level 1](#) or [Level 2](#) project work. Some Classes have specific skills/techniques which must be incorporated into the exhibit.** The following headings on the Mastery Sheets are just a few examples of skills/techniques which apply to many of the projects listed in IDC: Buttons, Casing, Gathering, Hem, Seam, Seam Finish., Buttons and Buttonhole, Crochet, Darts, Facing, Fasteners, Interfacing, Knitting, Pleats, and Zipper.

- 21. Home Accent Kitchen:** apron, food caddy/warmer, appliance cover, message center/board, simple curtains, table cloth, simple table runner, hand/dish towel, potholders, hot pad, lunch bag, (1) placemat, (2) napkins, or any other **similar** item for the kitchen. *All exhibits should illustrate some skill mastery of hand or machine sewing techniques*
- 22. Home Accent Bedroom:** Examples: two pillowcases, two coordinating pillows, pair of curtains (no commercially produced lines), or any combination or **two** coordinating pieces)i.e., blanket/quilt with binding, lamp shade, lap desk, rug-latched/woven/braded/etc., painted floor cloth, any other item) for the bedroom.
- 23. Simple Storage Bag without zipper:** laundry, jewelry, cosmetic/toiletry/shaving/pencil, book/electronic cover, or any other **similar** bag for home/school/office/shop/vehicle/exercise/hobby/barn/etc. No fashion accessory type bags.
- 24. Home Accent Storage:** bucket caddy, hanging storage unit, under-bed storage, basket liners, storage box, locker storage, scrapbook cover, or any other **similar** item. No bags.
- 25. Seasonal Décor sewn from fabric:** table runner, (1) placemat with napkin, wall hanging, yard flag/banner/windsock, centerpiece, decoration, or any other **similar** item, sewn by hand or machine stitching. **This class is not intended for full size quilts/blankets which do not fit “seasonal décor.”**

***PRE-ENTER EXHIBITS AT www.canadiancountyexpo.org
BY AUG. 11TH, 5 P.M.**

***WED. AUGUST 23RD IN PERSON ENTRIES WILL BE
ACCEPTED 10 A.M.-8 P.M. (Exception Pies & Flowers)**

26. Recycled/Upcycled Furniture– Painted, stained, refinished, decoupage, tiled or upholstered furniture any other appropriate technique not state to recycle/repurposed a piece of furniture. **Purchasing an unfinished piece of furniture does not qualify as recycling/repurposing.** MUST include before and after (furniture displayed, showing how it was designed to fit a room's décor) photos, a description of process– inspiration/design process, who is was made fore, why the need, any special considerations, or any other pertinent information supporting the finished product. See Recycle and Redesign instruction sheet.

- ** See Class 39 All Grades: Special “Needs” Accessory**
- ** See Class 40 All Grades: Seasonal Décor non fabric**
- ** See Class 41 All Grades: Interior Design Project Portfolio**

(Grades 6-8)-Review section 306 general instructions. Project must have at least two (2) of the skills/ techniques identified as appropriate for the **ADC Level 2 or Level 3** project work. The following headings on the **Mastery Sheets** are just a few examples of skills/ techniques which apply to many of the IDC projects listed: [Buttons and Buttonhole](#), [Crochet](#), [Darts](#), [Facing](#), [Fasteners](#), [Hem](#), [Interfacing/Underlining](#), [Knitting](#), [Lining](#), [Pleats](#), [Pockets](#), [Seam](#), [Seam Finish](#), [Staystitching](#), [Trim\(s\)](#), [Top Stitching](#) and [Zipper](#).

- 27. Design Storyboard**– For an “Ultimate/Ideal” room. Include color scheme, wall treatment, floor treatment, floor plan, etc. Exhibit will consist of a multimedia presentation, notebook, or story board (matte or foam core board 20”x15”) with above items and a description of what was learned. Project can include but not limited to pictures, samples, diagram of room arrangement, drawings, narration, cost comparison of supplies, arrangements, and budget/cost, etc. for project. See Storyboard instruction sheet.
- 28. Home Accent Kitchen:** apron, food caddy/warmer, appliance cover, message center/board, simple curtains, tablecloth, simple table runner, hand/dish towel, potholders, hot pad, lunch bag, (1) placemat, (2) napkins, or any other similar item for the kitchen, All exhibits should illustrate some skill mastery of hand or machine sewing techniques.
- 29. Home Accent Bedroom:** Examples: two pillow cases, two coordinating pillows, pair of curtains (no commercially produced linens), or any combination of two coordinating pieces (i.e. blanket/quilt with binding, lamp shade, lap desk, rug-latched/woven/braded/etc., painted floor cloth, any other item} for the bedroom).
- 30. Storage Bag with some type of closure other than drawstring:** laundry, jewelry, cosmetic/toiletry/ shaving/pencil, gym/tool/equipment/sewing bag, book/ electronic/computer cover, garment bag, or any other **similar bag for home/school/office/shop/vehicle/ exercise/hobby/barn/etc.** No fashion accessory type bags.
- 31. Home Accent Storage:** bucket caddy, hanging storage unit, under-bed storage, basket liners, storage box, scrapbook cover, or any other **similar** item
- 32. Seasonal Décor sewn from fabric:** table runner, (2) placemats with napkins, wall hanging, yard flag/banner/ windsock, centerpiece, decoration, or any other **similar** item, sewn by hand or machine stitching. **This class is not intended for full size quilts/blankets which do not fit “seasonal décor.”**

*PRE-ENTER EXHIBITS AT www.canadiancountyexpo.org
BY AUG. 11TH, 5 P.M.

*WED. AUGUST 23RD IN PERSON ENTRIES WILL BE
ACCEPTED 10 A.M.-8 P.M. (Exception Pies & Flowers)

- 33. Recycled/Upcycled Furniture**—Painted, stained, refinished, decoupage, tiled or upholstered furniture, or any other appropriate technique not state to recycle/repurposed a piece of furniture. **Purchasing an unfinished piece of furniture does not qualify as recycling/repurposing.** MUST include before and after (furniture displayed, showing how it was designed to fit a room's décor) photos, a description of the process— inspiration/design process, who it was made for, why the need, any special considerations, or any other pertinent information supporting the finished product. See [Recycle and Redesign](#) instruction sheet.
- ** See Class 39 All Grades: Special "Needs" Accessory
** See Class 40 All Grades: Seasonal Décor non fabric
** See Class 41 All Grades: Interior Design Project Portfolio

(Grades 9-12) - Review section 306 general instructions.

Project must have at least two (2) of the skills/techniques identified as appropriate for the ADC Level 3 or Level 4 project work. Some classes skills/techniques which must be incorporated into the exhibit. The following headings on the Mastery Sheet are just a few examples of skills/techniques which apply to many of the projects listed:

[Buttons and Buttonhole](#), [Crochet](#), [Darts](#), [Facing](#), [Fasteners](#), [Hem](#), [Interfacing/Underlining](#), [Knitting](#), [Lining](#), [Pleats](#), [Pockets](#), [Seam](#), [Seam Finish](#), [Staystitching](#), [Trim \(s\)](#), [Top Stitching and Zipper](#).

- 34. Design Storyboard**— For an "Ultimate/Ideal" Room. Include color scheme, wall treatment, floor treatment, floor plan, etc. Exhibit will consist of a multimedia presentation, notebook, or story board (matte or foam core board 20"x15") with above items and a description of what was learned. Project can include but not limited to pictures, samples, diagram of room arrangement, drawings, narration, cost comparison of supplies, arrangements, and budge/cost, etc. for project. See Storyboard instruction sheet.
- 35. Home Accent Living/Family room-** any combination of **two-piece** coordinates for the living/family room (slipcovers, lined or unlined curtains/drapes/shades, pillows, lap throw/lap quilt, remote caddy, ottoman, lamp shade, fireplace mantel scarf, doily, or any other **similar** item). **No full size quilts, full size quilts would be exhibited in classes 54 or 55.**
- 36. Home Accent Outdoors/Patio/Camping-** any combination of **two-piece** coordinate (picnic/BBQ accessories, patio furniture cushions/clovers, shades, (1) placemat with napkin (this is a "set" and does not count as a two-piece coordinate), utensil/condiment caddy, insulated carrier, picnic blanket, outdoor sling chair, hammock, sleeping bag, or any other similar item not stated for outdoors/patio/camping.
- 37. Recycled/Upcycled Furniture** – Painted, stained, refinished, decoupage, tiled or upholstered furniture, or any other appropriate technique not stated to recycle/repurposed a piece of furniture. **Purchasing an unfinished piece of furniture does not qualify as recycling/repurposing.** MUST include before and after (furniture displayed, showing how it was designed to fit a room's décor) photos, a description of the process - inspiration/design process, who it was made for, why the need, any special considerations, or any other pertinent information supporting the finished product. See [Recycle and Redesign](#) instruction sheet.
- 38. Seasonal Décor sewn from fabric:** table runner, (2) placemats with napkins, wall hanging, yard flag/banner/windsock, centerpiece, decoration, or any other **similar** item, sewn by hand or machine stitching. **This class is not intended for full size quilts/blankets which do not fit "seasonal décor."**
- ** See Class 39 All Grades: Special "Needs" Accessory**
See Class 40 All Grades: Seasonal Décor non fabric
** See Class 41 All Grades: Interior Design Project Portfolio

***PRE-ENTER EXHIBITS AT www.canadiancountyexpo.org BY AUG. 11TH, 5 P.M.**

***WED. AUGUST 23RD IN PERSON ENTRIES WILL BE ACCEPTED 10 A.M.-8 P.M. (Exception Pies & Flowers)**

Level 4 (Grades 9-12) - Be sure to review section 306 general instructions. Project must have at least two (2) of the skills/techniques required for the [IDC Level 4](#) categories. The following headings on the Mastery Sheet will apply to many of the projects listed: [Applique, Buttons and Buttonhole, Bias Tape, Couture Technique/Historic Technique, Crochet, Fasteners, Hem, Interfacing/Underlining, Knitting, Lining, Mitered Corners, Pocket, Seam, Seam Finish, Staystitching, Trim\(s\) and Zipper.](#)
All Grades - IDC

- 39. Functional Home Accessory design for Special “Needs” – “Special Needs” being the individual requirements of a person with a mental, emotional, physical disability or disease.** MUST include a description of who it was made for, why the need, any special adaptations per the individuals request and any other pertinent information supporting the finished product. (Examples of housing accessories for special needs: sensory swing/activity station; fidget quilt/blanket/mat; bedding/pillows/lap blanket; weighted/pressure/gravity blanket; bed/chair/walker caddy; bath or kitchen accessory; bedrail; storage; etc.) See [Citizenship through Service Learning](#) and [Sewing for Special Needs](#) instructions.
- 40. Seasonal Décor non fabric/textile:** wall hanging, centerpiece, decoration, or any other **similar** item not stated. **Exhibit is not to be constructed primarily from fabric or any textile based product. It can have some textiles (i.e. lace, ribbon, buttons, etc.)**
- 41. Interior Design Project Portfolio:** A portfolio is a great record keeping tool. It will be a valuable source for ideas and future projects, a place to share any project work done in IDC, and provide a place to show samples of new techniques or knowledge explored in IDC. It is a notebook with three (3) sections – 1) Projects/Products, 2) Sample Technique Pages and 3) Creative Inspirations and Ideas. See [Design Portfolio](#) instructions. All Portfolios, regardless of grade, will be judged together.

HOBBIES/TEXTILE DESIGN AND CONSTRUCTION - (HTDC)

HTDC projects are made from a textile product created by the exhibitor, unless otherwise stated. A textile is a flexible material made of fiber/thread/yarn. Textiles are formed with various methods including weaving, knitting, crocheting, knotting or felting. Other words for textiles are cloth and fabric.

- (Grades 3-6) - Review section 306 general instructions. Project must have at least two (2) of the skills/techniques identified as appropriate for the ADC Level 1 or Level 2 project work. Some skills/techniques have specific skills/techniques which must be incorporated into the exhibit. See [sample technique cards](#) for some of the HTDC techniques.**
- 42. Simple Sewn Stuffed animal, doll or puppet with both hand and machine stitching techniques.** *Focused on showing technique mastery/what was learned constructing the finished product.*
- 43. Decorative Textile Technique:** Skill technique(s) being mastered/learned - screen printing, transfer printing, fabric pens, tie dye, batik, stenciling, block printing or a **similar** method applied to a textile foundation such as a piece of clothing (shirt/apron/accessory/etc.), home décor (wall-hanging/picture/pillow/rug/pillowcase/etc.) purchased or sewn by the exhibitor. *Any skill technique listed in classes 44-47 are not to be exhibited in this class. Focus is on the 1) mastery of one or more decorative textile technique, 2) creativity, and 3) mastery of the use of the elements and principles of design.*

***PRE-ENTER EXHIBITS AT www.canadiancountyexpo.org
BY AUG. 11TH, 5 P.M.**

***WED. AUGUST 23RD IN PERSON ENTRIES WILL BE
ACCEPTED 10 A.M.-8 P.M. (Exception Pies & Flowers)**

- 44. Textile Fabric Creation:** Skill technique(s) being mastered/learned - weaving (beading or textile), latch-hook, braiding, macramé, knitting, crochet, felting, basket weaving or a combination of one of these techniques to create a textile. "Textile" defined as any woven, looped or felted thread or fiber. Textile is to be constructed into a finished end product no larger than 16" x 16" or an equal surface area (examples of equal surface area: knitted scarf 6" x 42" or a macramé plant hanger 8" x 32"). Knitted or crocheted exhibits refer to Level 1 & 2 Mastery Sheets for specific skills/techniques. *Focus is on 1) the mastery of one or more textile technique(s) used to produce a textile which is incorporated into an end product 2) creativity and 3) master of the use of the elements and principles of design.* Examples: toy/game (rug for doll house, doll, ball, etc.), home décor (doily, table scarf, pillow, coaster, wall hanging, plant hanger, small basket, linen - dish cloth, scrub, towel, pillow cover, etc.), clothing/fashion accessory (hat, scarf, purse/bag, jewelry, etc.) or **similar** small item. *Any skill technique listed in classes 43, 45-48 are not to be exhibited in this class.*
- 45. Needle Art by Hand:** Skill technique(s) being mastered/learned - hand embroidery, counted cross-stitch, needlepoint, crewel embroidery, needle punch or smocking applied to towel, pillowcase, garment, home accessory. Pictures must be framed. Base/foundation for needle art can be purchased or sewn by the exhibitor. *Focus is on 1) the mastery of one or more "hand" needle art technique(s), 2) creativity, and 3) master of the use of the elements and principles of design.*
- 46. Needle Art by Machine:** **Simple** machine embroidery, cross stitch/decorative stitches, or applique applied to small decorative items, home accessories, towel, pillowcase, garment, picture, flag, banner, windsock, etc. Base/foundation for needle art can be purchased or sewn by the exhibitor. *Focused on 1) the mastery of machine created needle art techniques, 2) creativity, and 3) master of the use of the elements and principles of design.* **NO full size quilts.**
- 47. Machine Pieced or Appliquéd Item** –Skill technique(s) being mastered/learned is machine piecing and/or applique in the creation of a "textile/fabric" and then incorporated into an end product. Finished product no larger than 16" x 16" or an equal surface area (examples of equal surface area: fireplace mantel scarf 6" x 42"). *Focus is on 1) the mastery of one or more "machine pieced or appliquéd technique(s)", 2) creativity, and 3) master of the use of the elements and principles of design.* Examples might include: picture or wall art, pillow, bag, doll quilt, flag, banner, windsock, etc. **NO full size quilts.**
- 48. Repurposed Textile Creation:** Item made from **repurposed textile** material/product which **can be worn/ carried or used in the home.** MUST include before and after (a picture being worn or displayed, showing how it was designed to fit room décor) photos, a description of the process - inspiration/design process, who it was made for, why the need, any special considerations, or any other pertinent information supporting the finished product. *Focused on 1) appropriate use of repurposed textile, 2) quality of end product, 3) creativity, and 4) application of the elements and principles of design.* Attach See [Recycle and Redesign](#) instruction sheet.
- ** See Class 57 All Grades: Hobbies and Textiles Design Project Portfolio**
- ** See Class 58 All Grades: Quilts of Valor Community Service**

(Grades 7-12) - Review section 306 general instructions. **Project must have at least four (4) of the skills/ techniques identified as appropriate for the [ADC Level 3 & 4](#) project work. Some classes have specific skills/ techniques which must be incorporated into the exhibit. See [sample technique cards](#) for some of the HTDC techniques.**

*PRE-ENTER EXHIBITS AT www.canadiancountyexpo.org
BY AUG. 11TH, 5 P.M.

*WED. AUGUST 23RD IN PERSON ENTRIES WILL BE
ACCEPTED 10 A.M.-8 P.M. (Exception Pies & Flowers)

49. **Stuffed animal, doll or puppet** with a minimum of two (2) hand and two (2) machine sewing techniques (i.e. embroidered/ appliqued/textile painted facial features, hair constructed from yarn/floss/fur, movable parts (arm, mouth, legs, etc.), use of fake fur, or any other **similar combination of techniques** showing mastery of skill/technique applied to the finished product.
50. **Decorative Textile Technique: Create a piece of fabric created using two (2) or more decorative textile techniques** described in class 43. From the piece of fabric, design and construct apparel, fashion accessory, or home décor item. *Any skill technique listed in classes 51-56 are not to be exhibited in this class. Focus is on the 1) mastery of technique, 2) the creative and appropriate blending of two or more decorative textile techniques, 3) fabric/trim fittingly showcased in a finished product, and 4) master of the use of the elements and principles of design.*
51. **Textile Fabric Creation:** Design and construction of an original "fabric/trim" using at least two (2) techniques described in class 45. No size limit. Additional techniques might include but are not limited to hand spinning, cotton linter, and tatting. From the textile fabric, design and construct apparel, fashion accessory, or home décor item. *Focus is on 1) the mastery of two or more textile technique(s) used to produce a fabric/trim, 2) creative and appropriate use of "fabric/trim" in finished product, and 3) master of the use of the elements and principles of design. Any skill technique listed in classes 50, 52-56 are not to be exhibited in this class.*
52. **Needle Art by Hand:** Two (2) of the following skill technique(s) Techniques include but not limited to embroidery (floss, yarn (crewel) or ribbon), cross-stitch, needlepoint, needle punch, smocking, Trapunto quilting, hand quilting, or similar techniques. Base/foundation for needle art can be purchased or sewn by the exhibitor. *Focus is on 1) the mastery of two or more "hand" needle art technique(s), 2) creativity, and 3) a mastery of the use of the elements and principles of design. This class is not intended for pieced quilts which do not fit the criteria described.* A pieced quilt would be exhibited as class 54 or 55.
53. **Needle Art by Machine:** Two (2) or more of these "machine" techniques: original free motion embroidery/thread painting, "modified" commercial/software based embroidery design (must describe modification(s) on skill mastery sheet), Trapunto quilting, quilting, applique, or other advanced needle art technique(s) applied to clothing (shirt/apron/jacket/accessory/etc.) or home/school/office décor (wall-hanging/picture/pillow/rug/pillowcase/quilt/blanket/banner, etc.) by "machine." Base/foundation for needle art can be purchased or sewn by the exhibitor. *Focus is on 1) the mastery of two or more "machine" created needle art techniques, 2) creativity, and 3) a mastery of the use of the elements and principles of design. This class is not intended for pieced quilts which do not fit the criteria described.* A pieced quilt would be exhibited as class 54 and 55.
54. **Hand Pieced and/or Hand Appliquéd Item finished with Hand quilting.** Piecing and/or applique and quilting **MUST have been done by hand, not by machine.** Examples might include: picture or wall art, pillow, bag, doll quilt, table runner, lap robe, etc. *Focus is on 1) the mastery of "hand work," 2) creativity and 3) the mastery of the use of the elements and principles of design.*
55. **Machine Pieced and/or Machine Appliquéd Item finished with Machine Quilting.** Quilting must be done by the exhibitor. Examples might include: picture or wall art, pillow, bag, doll quilt, lap robe, table runner, etc. *Focus is on 1) the mastery of one or more "machine pieced or appliqued technique(s)," 2) creativity, and 3) mastery of the use of the elements and principles of design.*
56. **Repurposed Textile Creation:** Item made from repurposed textile material/product which can be worn, used in the home, at school, in the office, on the job, car/boat/vehicle, etc. **MUST** include before and after (a picture being worn or displayed, showing how it was designed to fit room décor) photos, a description of the process - inspiration/design process, who it was made for, why the need, any special considerations, or any other pertinent information supporting the finished product. *Focused on 1) appropriate selection of textile, 2) appropriate construction techniques for end use, 3) creativity, and 4) the use of the elements and principles of design.* See [Recycle and Redesign](#) instruction sheet.
- ** See Class 57 All Grades: Hobbies and Textiles Design Project Portfolio
- ** See Class 58 All Grades: Quilts of Valor Community Service

***PRE-ENTER EXHIBITS AT www.canadiancountyexpo.org
BY AUG. 11TH, 5 P.M.**

***WED. AUGUST 23RD IN PERSON ENTRIES WILL BE
ACCEPTED 10 A.M.-8 P.M. (Exception Pies & Flowers)**

All Grades - HTDC

57. Hobbies and Textiles Design Project Portfolio: A portfolio is a great record keeping tool. It will be a valuable source for ideas and future projects, a place to share any project work done in HTDC, and provide a place to show samples of new techniques or knowledge explored in HTDC. It is a notebook with three (3) sections – 1) Projects/Products, 2) Sample Technique Pages and 3) Creative Inspirations and Ideas. See [Design Portfolio](#) instructions. All Portfolios, regardless of grade, will be judged together.

58. Quilts of Valor Community Service – Group or individually constructed quilt, constructed for the express purpose of being presented to a Veteran as part of the Quilts of Valor program. When available, attach the presentation script used in the Awards Ceremony or a copy of the report submitted to [Quilts of Valor \(https://www.govf.org/take-action/report-a-quilt-of-valor-award/\)](https://www.govf.org/take-action/report-a-quilt-of-valor-award/). Pictures of the presentation welcome. Be sure to have the veteran's approval to use their picture for display.

SECTION 307 BABYSITTING/CHILD CARE

Premiums:

\$3, 2.50, 2, 1.50, 1, 1, 1, 1, 1, 1, 1

GUIDELINES:

Individual 4-H member can enter one exhibit per class but is restricted to those exhibits designed for his or her grade group.

***All exhibitors must be at least 8 years old AND in 3rd grade by September 1st.**

UNIT ONE (Grades 3-7)

1. Baby Book

Any practical size, minimum of 5 pages covering at least 9-10 months of development. Includes photographs, drawings mementos, and comments on developmental milestones. Must be clear that 4-H'er has contributed child development information to book. Baby books prepared earlier by parents may not be entered unless 4-H'er reworks the information. Handwriting should be the youth preparing the exhibit not an adult. See Unit One, page 13. Do not confuse with class 5, Children's Book.

2. Puzzles Help Children Learn

Any size. Two (2) puzzles developmentally appropriate for children at two distinct age and ability levels. Each puzzle must have its own storage container. Puzzles must be sturdy and covered so they can be cleaned with damp cloth. Describe the child for whom each puzzle would be appropriate by giving child's age, interest, and ability. Puzzles should be suitable for either boys or girls. Do not indicate that a puzzle is for boys or girls only. See Unit One, page 13. Commercially made puzzles are not eligible.

3. Child Care Poster

Must be 14" x 22" and must be permanently signed and dated on the back prior to lamination. Judging committee may mark or punch if not marked. Text of poster should be visible for at least 10 ft. away. Choose one of these topics to develop poster:

***PRE-ENTER EXHIBITS AT www.canadiancountyexpo.org
BY AUG. 11TH, 5 P.M.**

***WED. AUGUST 23RD IN PERSON ENTRIES WILL BE
ACCEPTED 10 A.M.-8 P.M. (Exception Pies & Flowers)**

3. continued: Behavior and Guidance--Include pictures and fact about child development. (See Unit One, pages 14-15 and No. 706); Safety Risks and Procedures--include common safety risks that a babysitter needs to be aware of and procedures to address the safety issue (See No. 575, pages 4-7 Unit 1, pages 16-17; Unit 2, pages 28-29; 4-H Army Child & Youth Services Babysitting Student Guide, pages 25-44); Ages and Stages of Development (No 575, page 10, 4-H Army Child & Youth Services Babysitting Student Guide, pages 49-50.

4. Basic First Aid Kit

Create a basic first aid kit from scratch (not a purchased kit) that includes the basic supplies to take care of small accidents such as bumps, scrapes, stings, and sprains. Include an emergency contact list in the first aid kit that includes but is not limited to: Emergency numbers for police, fire department, poison control, veterinarian, etc. Include a supply list and the cost to put the kit together. The kit should be in a container with a lid or zipper closure. Make sure there is a label on the kit that identifies it as a "First Aid Kit." See 4-H Army Child & Youth Services Babysitting Student Guide, pages 37-41).

Senior (Grades 8-12)

5. Children's Book


Written, illustrated and constructed by 4-H'er. May be written for a specific child with text relating to that child or for children of certain age range. Indicate appropriate age range. Construction paper, computer print out, cloth or poster board may be used. Illustrations may be drawn, photographs, appliques, magazine pictures or reassembled from other books. See no. 707, Books for Children. Do not confuse with Class 1, Baby Book.

6. Surprise Suitcase

Fill suitcase with homemade or store bought items for children you baby-sit. Could include books, puzzles, games, play dough, balls, costumes. Indicate appropriate age child to use each item. Include records of how children have responded to materials. Package in suitcase that can be taken to the home. See No. 722, Child Care Kit. May include commercial puzzles. Contents need to be in a suitcase or a container with a lid.

7. Create a Game

Create a board game or card game to teach a specific topic to a child. Examples might include but are not limited to: Hygiene practices, exercise and fitness, safety, etc. Game boards must be 14" x 22" and must be permanently signed and dated on the back prior to lamination. Judging committee may mark or punch if not marked. Make sure to laminate game boards, cards or any pieces made of paper so that they are durable. Include written instructions of the rules of the game. Note in the instructions the age appropriateness of the game.



***PRE-ENTER EXHIBITS AT www.canadiancountyexpo.org
BY AUG. 11TH, 5 P.M.**

***WED. AUGUST 23RD IN PERSON ENTRIES WILL BE
ACCEPTED 10 A.M.-8 P.M. (Exception Pies & Flowers)**

HEALTH/LIFESTYLE EDUCATION DIVISION SECTION 308 4-H FOOD SCIENCE & NUTRITION

Premiums:

\$3.50, 3, 2.50, 2, 1, 1, 1, .50, .50, .50, .50

GUIDELINES:

Individual 4-H members can enter one exhibit per class, but are restricted to those exhibits designed for his/her grade group. Educational exhibits must fit 3' x 4' (width x depth) space, with sides extended. Exhibits must be freestanding with sides attached. Poster must be constructed on poster board 14" x 22". Posters and displays must be permanently signed and dated on the back prior to lamination. Judging committee may mark or punch if not marked. Text of posters and displays should be readable from at least 10 ft. away.

- * Criteria for evaluating educational displays and posters include:
 - Originality of Idea — 20 points
 - Educational Value — 50 points
 - Display Value — 30 points
- * All food products must be on a paper plate and in a sealed plastic bag. The superintendent will only exhibit a slice of cake or bread and one cookie, muffin or roll of all exhibits and will dispose of all excess food.
- * 4-H'ers may use recipes indicated in the food science manuals or any other recipe that fits the exhibit requirements. Cakes must be made from scratch using shortening mixing method (no angel food or chiffon-type). Bread machines may be used for the bread exhibits but bread must be made from scratch - no mixes.
- * Dried foods should be exhibited in a sealed, plastic sandwich bag.
- * Canned foods should be placed in colorless, standard canning jars such as those made by Kerr, Ball, etc., and properly sealed with two piece lids (no paraffin on jams and jellies.) with jar ring on. Other types of jars will be rejected. Judges will remove the screw-bands at time of judging. Labels should be neat and plainly written. Jars of jams and jellies being considered for ribbons may be evaluated for taste in addition to traditional attributes.
- * [Additional Resources](#)
- * **All exhibitors must be at least 8 years old AND in 3rd grade by September 1st.**

FOOD PREPARATION EXHIBITS

LEVEL TWO - Grades 3-5

Class

1. Three (3) Muffins
2. Three (3) Rolled Biscuits
3. Three (3) Baked Drop Cookies (no shaped cookies such as snickerdoodle or peanut butter)

LEVEL THREE - Grades 6-8

4. One-half loaf of any yeast bread (not a sweet dough) made by hand or in a bread machine
5. Three (3) yeast cinnamon rolls (no icing)
6. Three (3) rolled sugar-type cookies (NO Icing, no gingerbread recipes)

LEVEL FOUR - Grades 9-12

7. One-half loaf or portion of breads from another culture. Include a one-page story on how this bread fits into that culture and its nutritional contribution
8. One-half of one 8" or 9" layer un-iced shortening type cake (no angel food or chiffon)

*PRE-ENTER EXHIBITS AT www.canadiancountyexpo.org
BY AUG. 11TH, 5 P.M.

*WED. AUGUST 23RD IN PERSON ENTRIES WILL BE
ACCEPTED 10 A.M.-8 P.M. (Exception Pies & Flowers)

FOOD PRESERVATION EXHIBITS

(Jar rings should be left on for display.)

Class

LEVEL TWO - Grades 3-5

9. One pint or half pint jar of jam or jelly processed in boiling water canner
10. Two pieces of fruit leather
11. One pint or half pint of salsa/picante sauce

LEVEL THREE - Grades 6-8

12. One pint jar cucumber pickles or vegetable relish
13. One pint or quart of any single canned fruit (not pickled).
14. Dried Fruit (1/2 cup of a single dried fruit). Display in a sealed plastic sandwich/freezer bag.

LEVEL FOUR - Grades 9-12

15. One pint or quart jar pressure canned vegetables (no tomatoes or pickles)
16. One quart or one pint jar of plain canned tomatoes.

4-H FOOD SCIENCE & NUTRITION POSTER & EDUCATIONAL DISPLAYS

Posters and Educational Displays must be permanently signed and dated on the back prior to lamination. Judging committee may mark or punch if not marked. Text of posters and displays should be readable from at least 10 ft. away. Posters size is 14" X 22" and Educational Displays should be no larger than 3' X 4' (depth x width) and self standing.

DIVERSITY EXHIBITS

Class

LEVEL TWO—Grades 3-5

17. Educational poster based on breads or cheeses of another country or countries.

LEVEL THREE & FOUR - Grades 6-12

18. Educational poster based on the foods from another culture. Can be based on a cultural celebration.

NUTRITION EXHIBITS

Class

LEVEL TWO - Grades 3-5

19. Educational poster based on recipe modification for healthful eating

LEVEL THREE - Grades 6-8

20. Educational poster based on the nutritional contributions of fruits and vegetables

LEVEL FOUR - Grades 9-12

21. Educational display based on a recipe modification to include:
 - Original recipe and what modifications were made
 - Benefits of the modifications
 - How did the modifications impact the above factors?
 - What were other's responses to the modifications?

FOOD OR KITCHEN SAFETY EXHIBITS

Class

LEVEL TWO - Grades 3-5

22. Educational poster based on food or kitchen safety

LEVEL THREE - Grades 6-8

23. Educational poster based on protein food safety

LEVEL FOUR - Grades 9-12

24. Educational poster based on outdoor cookery or grilling

*PRE-ENTER EXHIBITS AT www.canadiancountyexpo.org
BY AUG. 11TH, 5 P.M.

*WED. AUGUST 23RD IN PERSON ENTRIES WILL BE
ACCEPTED 10 A.M.-8 P.M. (Exception Pies & Flowers)

OTHER EXHIBITS

LEVEL TWO - Grades 3-5

25. Educational poster illustrating a place setting for a specific occasion or menu

LEVEL THREE - Grades 6-8

26. Educational display based on a breakfast buffet theme. Should include menu, buffet layout, decorations, invitations, and any additional information

LEVEL FOUR - Grades 9-12

27. Educational poster based on careers in the food industry

SECTION 309 PERSONAL DEVELOPMENT AND LEADERSHIP DIVISION

Premiums:

\$3, 2.50, 2, 1.50, 1, 1, 1, 1, 1, 1, 1

- All curriculum for Personal Development are posted on the Oklahoma 4-H Literature Online website at: <http://4h.okstate.edu/projects/personal-development/index.html>
- **Picture Perfect YOUth curriculum and Leader Guide** – This new curriculum provides specific lessons in each level of the curriculum (beginner, intermediate and advanced) with fair project instructions. On the table of contents of each project manual, lessons with fair projects are noted with a blue ribbon icon. The score sheet for evaluating fair projects are included in all manuals and leader guide.
- **Heritage Scrapbook Classes** – The Heritage Scrapbook project also has a new curriculum. It is posted on the link provided above. This manual provides specific activities for each grade division (beginner, intermediate, advanced). Specific activities are required for each grade division and other activities are optional. The Heritage Scrapbook should grow each year! All instructions for completing the Heritage Scrapbook are provided in each activity in the Heritage Scrapbook manual. The score sheet for evaluating the Heritage Scrapbook is included in the manual and Picture Perfect YOUth Leader Guide. Please note that instructions for activities in the Heritage Scrapbook are in BOLD in each lesson. Make sure you refer to the score sheets to double check that all required information is included in the scrapbook for each activity.
- **Scrapbooking Classes** – The 4-H Scrapbooking project has a specific curriculum which teaches youth the basics of scrapbooking. The manual is posted on the website link above. Youth are encouraged to go through these six lessons before beginning a scrapbooking project. The score sheet for evaluating the Scrapbooking classes is provided in the 4-H Scrapbooking manual.
- Posters and educational displays should follow the guidelines on page 2 of the Oklahoma State Fair rule book unless different instructions are provided in the project manual.

***PRE-ENTER EXHIBITS AT www.canadiancountyexpo.org
BY AUG. 11TH, 5 P.M.**

***WED. AUGUST 23RD IN PERSON ENTRIES WILL BE
ACCEPTED 10 A.M.-8 P.M. (Exception Pies & Flowers)**

Beginner Level (Grades 3-5)

1. My Short Term Goals Poster – Picture Perfect YOUth Beginner Manual: Let's Take A Goal Setting Ride, page 7
2. Hello to the House Poster – Picture Perfect YOUth Beginner Manual: Who am I? Who are YOU?, page 32
3. That's Write! Poster – Picture Perfect YOUth Beginner Manual: Manners Matter: That's Write!, page 41. *The Thank You note subject for 2023 entry is as follows: Your favorite elementary school teacher, Mrs. Jan Brown, sent you a graduation card which included a \$50 check. You plan to save the money for college.*
4. My Hands of Service Display – Picture Perfect YOUth Beginner Manual: Helping Hands in Action, Page 62
5. Emergency Preparedness Kit – Picture Perfect YOUth Beginner Manual: Safe in My World, page 87
6. Heritage Scrapbook – *Required activities:* My Family Tree, Picture This, My Heredity Profile, This is Me. *Optional activities:* Preserving my Family Traditions and Customs, Digital Scavenger Hunt, Can I Interview You?
7. Scrapbook – 4-6 pages (pages counted just like pages of a book, not plastic sleeves.) Scrapbooks should center around a specific theme such as 4-H projects, family vacations, birthday celebrations, a specific family holiday, etc.

Intermediate Level (Grades 6-8)

8. Problem Solving Poster – Picture Perfect YOUth Intermediate Manual: Solutions for Problem-Solving, page 16
9. Media Messages: Myth or Fact? Display - Picture Perfect YOUth Intermediate Manual: The People in Our Lives, page 46
10. Leadership Banner Poster - Picture Perfect YOUth Intermediate Manual: Modeling Leadership, page 58
11. My Thumbprint of Character Poster - Picture Perfect YOUth Intermediate Manual: I.D. Good Character, page 79
12. Cyber Space Safety Board Game - Picture Perfect YOUth Intermediate Manual: Cyber Space: Keep It Safe, page 89
13. Heritage Scrapbook - *Required activities:* My Family Tree, Picture This, My Heredity Profile, This is Me, My Day in History, Letter Writing: A Lost Art, Favorite Family Recipe, Hello. My Name is... *Optional activities:* Cultural Museums of Oklahoma, Digital Scavenger Hunt, Can I Interview You?
14. Scrapbook – 8-10 pages (pages counted just like pages of a book, not plastic sleeves.) Scrapbooks should center around a specific theme such as 4-H projects, family vacations, birthday celebrations, a specific family holiday, etc.

***PRE-ENTER EXHIBITS AT www.canadiancountyexpo.org
BY AUG. 11TH, 5 P.M.**

***WED. AUGUST 23RD IN PERSON ENTRIES WILL BE
ACCEPTED 10 A.M.-8 P.M. (Exception Pies & Flowers)**

Advanced Level (Grades 9-12)

15. Goal Setting Collage Poster-Picture Perfect YOUth
Advanced Manual: Be SMART About Goals, page 15
16. The Who, What, Why and How of an Interview
Creative Writing Poster - Picture Perfect YOUth
Advanced Manual: Communicating Well with Others, page 34
17. Teambuilding Game Display -Picture Perfect YOUth
Advanced Manual: Teamwork: Towering to Success, page 53
18. My BEST Marketable Skills Display - Picture Perfect YOUth
Advanced Manual: Making Your Mark!, page 73
19. Vehicle Emergency Kit - Picture Perfect YOUth
Advanced Manual: Destination: Safe, page 81
20. Heritage Scrapbook - *Required activities:* My Family Tree, Picture This, My Heredity Profile, This is Me, My Day in History, Letter Writing: A Lost Art, Favorite Family Recipe, Hello. My Name is..., My Family Genogram, My Life Timeline, Cultural History Exploration, Family Holidays. *Optional activities:* My Family Poem, Digital Scavenger Hunt, Can I Interview You?
21. Scrapbook – 12-16 pages (pages counted just like pages of a book, not plastic sleeves.) Scrapbooks should center around a specific theme such as 4-H projects, family vacations, birthday celebrations, a specifically holiday, etc.

**PLEASE CHECK
WEBSITE &
FACEBOOK FOR
COUNTY FAIR EVENTS
OR CALL 405-422-5400**

www.canadiancountyexpo.org

&

[Canadian County Fair Facebook](https://www.facebook.com/CanadianCountyFair/)

<https://www.facebook.com/CanadianCountyFair/>

*PRE-ENTER EXHIBITS AT www.canadiancountyexpo.org
BY AUG. 11TH, 5 P.M.

*WED. AUGUST 23RD IN PERSON ENTRIES WILL BE
ACCEPTED 10 A.M.-8 P.M. (Exception Pies & Flowers)

SECTION 310 4-H POSTMARK

Premiums:

\$2.50, 2, 1.50 1, 1, 1, 1, 1, 1, 1, 1

- * This exhibit consists of postmarks, not stamps. Exhibits may be illustrated. All postmarks must be mounted on either 8½" x 11" note paper or photo album page of any color in a binder. All entries are limited to thirty (30) pages for the collection, plus an additional page for the objective of the collection. Plastic cover pages are acceptable to protect the mounts. Any class may be illustrated. The criteria for judging will be: (1) Appearance and neatness; (2) readability; (3) material relates to chosen topic; (4) brief written description telling purpose or objective of your collection.
- * **NOTE: Metered postage marks must not be used in non-metered class exhibits and non-metered postmarks in metered classes.**
- * Collections from a commercial source are not eligible for exhibit (i.e. through a postal society membership.) At least one-third of the postmarks in any collection must have been added during the current project year 4-H'ers may enter one exhibit per class in their grade group.
- * **All entries must be clearly marked on the front cover or inside the front cover with the members name and county**
- ***All exhibitors must be at least 8 years old AND in 3rd grade by September 1st.**

Class

Beginning Level (Grades 3-5):


1. Postmark for 10 post offices in home county or surrounding area
2. 30 Oklahoma postmarks
3. 20 topical (any category)
4. 25 metered postage marks

Intermediate Level (Grades 6-8):

5. 30 hand cancelled
6. 10-30 postmarks that tell a story
7. 30 or more different slogans
8. 30 topical (any category)
9. 30 metered postage marks

Advanced (Grades 9-12):

10. 100 or more hand cancelled postmarks
11. 30-75 postmarks that tell a story
12. 50 or more different slogans
13. 50 or more topical (any category)
14. 50 metered postage marks



*PRE-ENTER EXHIBITS AT www.canadiancountyexpo.org
BY AUG. 11TH, 5 P.M.

*WED. AUGUST 23RD IN PERSON ENTRIES WILL BE
ACCEPTED 10 A.M.-8 P.M. (Exception Pies & Flowers)

Science and Technology Division SECTION 311 4-H ELECTRIC EXHIBIT

Premiums:

\$3, 2.50, 2, 1.50, 1, 1, 1, 1, 1, 1, 1

* All exhibits must illustrate applications and utilize electrical energy. The exhibit must have been constructed by the exhibitor during the year exhibited and must meet electrical safety standards. All exhibits, except lamps will be judged on electrical wiring and connections, electrical components, usefulness of exhibit, working condition, complexity and design, appearance, originality, workmanship and safety. Lamps will be judged as described for each class. A 4-H member can have only one (1) exhibit in each class. Exhibits should be permanently signed and dated on the bottom or in an inconspicuous location. If not marked judges may mark or punch exhibits.

***All exhibitors must be at least 8 years old AND in 3rd grade by September 1st**

1. Electric projects Grades 3-7

Entries to include electromagnets, motors, buzzers and direct current circuit boards.

2. Kit Lamps (Kit Construction) - All Grades

Electrical wiring and connections, light source, and suitability as a reading lamp will be judged. Lamps can be floor, desk or wall models.

3. Original Lamps - All Grades

Originality, workmanship, electrical wiring and connections, light source, and suitability as a reading lamp will be judged. Lamps can be floor, desk or wall models (no kits).

4. Educational poster on careers in the electrical field - (All Grades)- Poster must be 14"x22"

5. Electric and Electronic Circuits - Grades 3-7

The exhibit should be mounted on a board clearly showing all circuits. It should be operational, demonstrate a useful principle or be functional and include an explanation of the principal being demonstrated

6. Electric and Electronic Circuits - Grades 8-12

The exhibit should be mounted on a board and clearly show all circuits. The exhibit should be operational, demonstrate a useful principle or be functional and include an explanation of the demonstrated. principal .

7. Exhibit - Grades 3-7

Exhibit demonstrating skill or knowledge such as wire sizing; proper wiring of an electrical cord plug, wall outlet, wall switch, 3 way switch, etc., The exhibit should include an explanation of the principal being demonstrated.

8. Exhibit - Grades 8-12

Exhibit of a wiring diagram for a home, other building, or electric supply system for a community.

9. Electric Concept Poster—Grades 3-7—Poster

(14"x22") Exhibit showing a basic electric concept or explaining the proper use of electricity in modern life.

10. Electronics/Lighting Selection Poster-

Grades 8-12- Poster (14" x 22") Exhibit is on information that consumers might use in making a selection of any electronic devices such as computers, games, telephones, lighting fixtures, bulbs or other electronic devices.

***PRE-ENTER EXHIBITS AT www.canadiancountyexpo.org
BY AUG. 11TH, 5 P.M.**

***WED. AUGUST 23RD IN PERSON ENTRIES WILL BE
ACCEPTED 10 A.M.-8 P.M. (Exception Pies & Flowers)**

SECTION 312 MODEL ROCKETRY

Premiums:

\$2.75, 2.50, 2.25, 2, 1.75, 1.50, 1.25, 1.25, 1.25

- * Posters must be 14" x 22". Exhibitors are encouraged to laminate all posters or cover them with clear plastic film. Display boards should be limited to a maximum of 2' x 3' and must have a single ¼" hole drilled at the top center of board to allow for display. **NO LIVE ROCKET ENGINES WILL BE ALLOWED IN ANY EXHIBIT.** Text of posters or displays should be readable from at least 10 ft. away.
 - * Homemade rockets could be dangerous to fly. Model rockets, posters, and displays should be permanently signed and dated in an inconspicuous location. If not, the judging committee may mark or punch exhibits.
 - * 4-H members can enter only one exhibit in each class.
 - * Attach a 3" x 5" index card to each rocket, explaining: Construction material, how constructed and goal of project; Year in project; Grade of member; Whether or not made from kit; Other pertinent information
- *All exhibitors must be at least 8 years old AND in 3rd grade by September 1st**

CLASS

Junior Division (Grades 3-7)

1. Poster showing the parts of a model rocket, with an explanation of the purpose of each part.
2. Poster explaining the function of the model rocket Engine.
3. Poster showing one or more points from model rocketry safety code.
4. Model Rocket made from a kit. Must be safe and functional for flight.
5. Model Rocket designed and built by exhibitor. Must be safe and functional for flight. (These rockets include water rockets, air power rockets, or any rocket built without a commercial kit.)
6. Poster on any other topic pertaining to rocketry. (Examples: History of Rocketry, NASA Rockets, Commercial Rockets, Recent Rocket Launches, Purpose of Rockets, Rocket designs, etc.)

Senior Division (Grades 8-12)

7. Poster or display showing the parts of a model rocket, with an explanation of the purpose of each part.
8. Poster or display explaining the function of the model rocket engine.
9. Poster or display showing one or more points from model rocketry safety code.
10. Model Rocket made from a kit. Must be safe and functional for flight.
11. Model Rocket designed and built by exhibitor. Must be safe and functional for flight. (These rockets include water rockets, air power rockets, or any rocket built without a commercial kit.)
12. Poster on any other topic pertaining to rocketry. (Examples: History of Rocketry, NASA Rockets, Commercial Rockets, Recent Rocket Launches, Purpose of Rockets, Rocket designs, etc.)

*PRE-ENTER EXHIBITS AT www.canadiancountyexpo.org
BY AUG. 11TH, 5 P.M.

*WED. AUGUST 23RD IN PERSON ENTRIES WILL BE
ACCEPTED 10 A.M.-8 P.M. (Exception Pies & Flowers)

SECTION 313 4-H WOOD SCIENCE & INDUSTRIAL ARTS

Premiums:

\$2.50, 1.50, 1, 1, 1, 1, 1, 1, 1, 1, 1

- * The wood science exhibits should demonstrate a project experience which emphasizes the development of woodworking skills, such as: sawing, sanding, planning, alignment of joints, neat use of fasteners (nails, screws, etc.), and careful application of finishes. Judging will focus on the evidence of these skills.
- * These exhibits will consist of articles made by 4-H Club members the past year. The project is not limited to current project idea sheets. It must be proportional; functional; and include the same techniques as the listed classes. Miscellaneous and refinished class items should be similar in size to the exhibits in the classes listed for the grade division.
- * 4-H members can enter one (1) exhibit per class and are restricted to exhibits designed for his or her grade group. Wood science exhibits should be permanently signed and dated in an inconspicuous location. If not marked judge may mark.
- * **All exhibitors must be at least 8 years old AND in 3rd grade by September 1st.**

WOOD SCIENCE

Junior is grades 3-7; Senior is grades 8-12

1. Jr. Wood Carving Article
2. Sr. Wood Carving Article
3. Jr. Woodcraft - Original design
4. Sr. Woodcraft - Original design

Beginning Level (Grades 3-5)

5. Wall mounted rack for hot pads, ties, paper towels or other wall mounted item
6. Puzzle or game
7. Spice, what-not or other small shelves
8. Book ends
9. Miscellaneous

Intermediate Level (Grades 6-8)

10. Book case or entertainment center (without doors)
11. Gun, baseball bat, fishing rod or similar rack
12. Refinished item - attach before picture & story with history of item, cost sheet, and description of process used
13. Miscellaneous

Advanced (Grades 9-12)

14. Gun, curio or display cabinet (with doors)
15. Table
16. Chest
17. Miscellaneous
18. Refinished item - attach before picture & story with history of item, cost sheet, and description of process used.

Junior is Grades 3-7, Senior is grades 8-12

METALWORK

19. Jr. Metalwork - Embossed, tooled, etched
20. Sr. Metalwork - Embossed, tooled, etched
21. Jr. Metalwork - Soldered
22. Sr. Metalwork - Soldered
23. Jr. Metalwork - Arc Welding
24. Sr. Metalwork - Arc Welding
25. Jr. Metalwork - Gas Shielded Arc Welding
26. Sr. Metalwork - Gas Shielded Arc Welding
27. Jr. Metalwork - Free Hand Plasma Cutting
28. Sr. Metalwork - Free Hand Plasma Cutting
29. Jr. Metalwork - Computer Aided Plasma Cutting
30. Sr. Metalwork - Computer Aided Plasma Cutting

*PRE-ENTER EXHIBITS AT www.canadiancountyexpo.org
BY AUG. 11TH, 5 P.M.

*WED. AUGUST 23RD IN PERSON ENTRIES WILL BE
ACCEPTED 10 A.M.-8 P.M. (Exception Pies & Flowers)

ENVIRONMENTAL EDUCATION AND EARTH SCIENCES DIVISION SECTION 314 SHOOTING SPORTS

Premiums:

\$2.50, 1.50, 1, 1, 1, 1, 1, 1, 1, 1, 1

- * **No live ammunition, actual firearms or parts of firearm that could be reassembled should be included. Any manufactured part of a sporting arm may not be displayed. No knives, axes, etc. may be entered.** For exhibits other than posters, attach a 3x5 inch note card describing the exhibit, what was done to create or prepare this exhibit and how the exhibit relates to the Shooting Sports Project. The 4-H member's name, and age must be included with the exhibit. Exhibits deemed to be inappropriate will not be displayed. Exhibits suggested but not limited to posters, educational displays, journals, slings, quivers, gun stocks, decoys and equipment.
- * All exhibits will be judged on the basis of instructions and standards explained in the **Oklahoma "4-H Shooting Sports Exhibit Preparation Guidelines Leaders/ Members Guide" #690 (1/2007)** which is available through the County Extension Office and on the [Oklahoma State 4-H Website](#)
- * Posters must be 14" x 22". For display purposes, exhibitors are encouraged to laminate all posters or cover them with clear plastic film. Posters must be permanently signed and dated on the back. If not marked the judging committee may mark or punch. Posters may be horizontal or vertical. Text of poster should be readable from at least 10 ft. away.
- * Educational display must be three dimensional, should be mounted on a freestanding display board not to exceed 36" x 36" (width x depth) when the sides are extended for display. Commercially available "Science Fair Presentation Boards" are recommended.
- * If you use text, pictures, drawings, artwork or other information not created by you in your exhibit you must cite the source.

Junior Division (Grades 3-7) An explanation must be attached to and /or included in each exhibit listed below describing the subject and what is being illustrated.

1. ARCHERY SAFETY: any related item made
2. ALL OTHER DISCIPLINE SAFETY: any related item made
3. ARCHERY: any related item made
4. AIR PISTOL: any related item made
5. AIR RIFLE: any related item made
6. 22 RIFLE: any related item made
7. SHOTGUN: any related item made
8. HUNTING AND WILDLIFE: any related item made (May include tanned hides, dried and mounted wings, cleaned skulls or other wildlife parts preserved by the 4-H member. Full taxidermy style mounts will not be accepted due to limited space)

***PRE-ENTER EXHIBITS AT www.canadiancountyexpo.org
BY AUG. 11TH, 5 P.M.**

***WED. AUGUST 23RD IN PERSON ENTRIES WILL BE
ACCEPTED 10 A.M.-8 P.M. (Exception Pies & Flowers)**

Senior Division (Grades 8-12) An explanation must be attached to and /or included in each exhibit listed below describing the subject and what is being illustrated.

9. ARCHERY SAFETY: any related item made
10. ALL OTHER DISCIPLINE SAFETY: any related item made
11. ARCHERY: any related item made
12. AIR PISTOL: any related item made
13. AIR RIFLE: any related item made
14. 22 PISTOL: any related item made
15. 22 RIFLE: any related item made
16. SHOTGUN: any related item made
17. MUZZLELOADING: any related item made
18. HUNTING AND WILDLIFE: any item related made (May include tanned hides, dried and mounted wings, cleaned skulls or other wildlife parts preserved by the 4-H member. Full taxidermy style mounts will not be accepted due to limited space)

SECTION 315 ENTOMOLOGY - 4-H INSECT EXHIBITS

Premiums:

\$3, 2.50, 2, 1.50, 1, 1, 1, 1, 1, 1, 1

- * The exhibits in entomology are planned to be progressively more difficult. The specific age of exhibitors does not appear in the entomology section for this reason. Refer to 4-H entomology member guides 1-6 for more detail regarding fair exhibits. **NOTE: Fair book exhibit list overrides member guides.**
 - * A 4-H member may enter only one insect exhibit in Entomology (first year through fifth year). Exhibits in the first through fifth year are allowed a maximum of five (5) foreign and/or out-of-state collected insects (no restrictions on self-determined exhibit).
 - * All insects must be mounted on standard insect pins. Each insect should be identified by their common name using the correct spelling. Each insect should be identified by their common name using the correct spelling.
 - * A typed master list indicating the scientific order and common name of each specimen should accompany the display. [Download the master list document](#)
 - * Exhibit collections for classes 1 thru 5 are allowed a maximum of 5 foreign and/or out of state collections.
 - * Exhibits in Classes 2-5 must be in standard insect display boxes measuring 19"x16.5"x3". [Directions for boxes](#) At least one-third of the specimens in any collection must have been collected during the current project year.
 - * [Information regarding Insect Collection](#)
- 1. First Year** - The exhibit shall consist of 25 adult insects (representing at least 5 orders) which are displayed in a Folding Insect Storage Box 9"x13"x2.5". Cover with plastic wrap or rigid plastic. Nine and ten year old exhibitors entering class one may be allowed to enter class one a second year, if the exhibit did not place in the top five at the State Fair the previous year, as long as modifications are made to the exhibit. Cover with plastic wrap.

*PRE-ENTER EXHIBITS AT www.canadiancountyexpo.org
BY AUG. 11TH, 5 P.M.

*WED. AUGUST 23RD IN PERSON ENTRIES WILL BE
ACCEPTED 10 A.M.-8 P.M. (Exception Pies & Flowers)

SECTION 315 ENTOMOLOGY - 4-H INSECT EXHIBITS (Continued)

2. **Second Year** - The second year exhibit shall consist of 40 adult insects (representing 8 orders) which are displayed in the insect display box as indicated above.
3. **Third Year** - The third year exhibit shall consist of 50 adult insects (representing 10 orders) which are displayed in the standard insect display box.
4. **Fourth Year** - The fourth year exhibit shall consist of 75 adult insects (representing 12 orders) which are displayed in the standard insect display box.
5. **Fifth Year and Beyond** - The exhibit shall consist of 100 adult insects (representing 14 orders) which are displayed in the standard insect display box. There is no limit on the number of years this class may be entered, if exhibit has additions or major modifications.
6. **Self-Determined Entomology Exhibit** - Designed to allow exhibitors to prepare educational Entomology exhibits. Exhibits should be educational, neat and attractive and easy to understand. A one-page written report explaining the nature or purpose of the project must accompany the exhibit.
 - A. **Careers in Entomology**
 - B. **Biodiversity- the roles insects play in the ecosystem**
 - C. **Invasive species**
 - D. **Integrated Pest Management**

4-H HONEY EXHIBIT **ENTRIES DUE WEDNESDAY, AUGUST 23rd** **10AM-8PM**

Only one exhibit allowed in each class per individual.

- * Honey should be placed in colorless, one-pint honey jars or standard, colorless one-pint fruit jars such as those made by Kerr, Ball, Mason, etc. Other types of jars will be rejected. Jar covers should be new if possible and should be screwed on tightly to prevent leakage. There should be ¼"-½" air space below the lid.
 - * Honey should be clear and free from foreign particles.
 - * Chunk honey should be perfectly capped, free from stains, bee-bread and finger prints. Edges should be clean-cut, not ragged. One piece only in each jar; as wide as jar mouth will permit and long enough to extend from the bottom to the top without jamming.
 - * Labels should be neat and plainly written or printed and include: Name, Club, Type of Honey, and Month and Year Collected.
7. **Comb Honey**, one pint jar
 8. **Extracted Honey**, one pint jar

***PRE-ENTER EXHIBITS AT www.canadiancountyexpo.org
BY AUG. 11TH, 5 P.M.**

***WED. AUGUST 23RD IN PERSON ENTRIES WILL BE
ACCEPTED 10 A.M.-8 P.M. (Exception Pies & Flowers)**

SECTION 316 4-H FORESTRY

Premiums:

\$2.50, 2, 1.50, 1, 1, 1, 1, 1, 1, 1, 1

* A member may enter one exhibit per class but is restricted to only those exhibits designed for his or her grade group.

FORESTRY BOARDS AND EXHIBITS MUST BE SIGNED AND DATED ON THE BACK BY THE EXHIBITOR.

Two holes 1/2 inch in diameter and 1 inch from the top should be drilled in wood boards to facilitate displaying the exhibit.

TREE LEAF EXHIBIT

PLEASE NOTE:

Exhibit must conform to all requirements, including labeling & display requirements, outlined in 4-H fact sheet #236 "[Collecting and Exhibiting Tree leaves](#)" (revised 9/07).

- 1. Grades 3-5. Collection of 10 leaves from trees native to Oklahoma** (no introduced species). One specimen must be from a native evergreen - pine or juniper. Include a twig & buds with each broadleaf specimen. Exhibit must be properly labeled and displayed on board 22" wide and 28" tall.
- 2. Grades 6-8. Collection of 15 leaf specimens, representing at least three of the five basic leaf types, from trees native to Oklahoma** (no introduced species). Two specimens must be from native awl or scale-leaf evergreen - pine or juniper. Non-native species are acceptable only if they have been introduced for planting windbreaks and shelterbelts. Include a twig with buds with each broadleaf specimen. Exhibit must be properly labeled and displayed on board 28" tall and 44" wide. Two 28" x 22" boards hinged in the middle are more portable.
- 3. Grades 9-12. Collection of 20 leaf specimens, representing four of the five basic leaf types, from trees native to Oklahoma.** Three specimens must be from needle, scale or awl-leaf evergreens. Species of pine not native to Oklahoma are acceptable if they have been introduced for planting windbreaks and shelterbelts. The palmate leaf sample must come from a native Oklahoma species.

WOOD SAMPLE EXHIBIT

- * Wood sample exhibits should conform to instructions outlined by grade group in Oklahoma 4-H **Fact Sheet #238 "Wood Sample Exhibits"** (revised 2/2007) [CLASS EXHIBIT GUIDELINES](#)
- 4. ALL Grades.** The exhibit shall consist of eight (8) wood samples (4 hardwoods and 4 softwoods) mounted on plywood 1/4" thick x 22" wide x 20" high.

SELF-DETERMINED EXHIBIT

- * **PLEASE NOTE:** Open to 4-H members of all grades.
- * Exhibit suggestions are listed in [4-H Member's Guide "4-H Forestry Self-Determined Exhibits"](#) (Pub. #239) (revised 03/05).
- * This exhibit shall consist of a poster, model, or any one of a great number of other creative efforts by the club member which relates to the science and technology of forestry or is otherwise directly related to forestry. If display not to exceed 36"x 36" (depth x width) or poster not to exceed 14" x 22."
- 5. Self Determined Exhibit - Grades 3-7**
- 6. Self Determined Exhibit - Grades 8-12**

*PRE-ENTER EXHIBITS AT www.canadiancountyexpo.org
BY AUG. 11TH, 5 P.M.

*WED. AUGUST 23RD IN PERSON ENTRIES WILL BE
ACCEPTED 10 A.M.-8 P.M. (Exception Pies & Flowers)

SECTION 317 GEOLOGY

Premiums:

\$2.50, 2, 1.50, 1, 1, 1, 1, 1, 1, 1, 1

Any eligible 4-H member may participate in collecting, identifying and preparing a rock-mineral-fossil exhibit or preparing an energy and petroleum exhibit.

- * **Rock-mineral-fossil** exhibitors should securely display their specimens in a box no larger than 24"x 24". Box can be wood, plastic or cardboard but have a method of covering the rocks, minerals and fossils. Each sample should be mounted or in a compartment and labeled in a neat, orderly manner. Labels should include common name, date, location found and mineral use. At least one-third of the specimens in any collection must have been added during the current project year.

Class

1. Fifteen (15) different unpolished rocks, minerals or fossils collected from Oklahoma.
2. Thirty (30) different unpolished rocks, minerals or fossils, including specimens of sedimentary, igneous and metamorphic.
3. Self-Determined exhibit - Educational exhibit depicting some phase of geology, testing of minerals, polished rocks, etc. (Display should not exceed 24" x 24".)

Energy/petroleum exhibits: Posters must be on 14" x 22" poster board. Each must be signed and dated on the back in permanent marker prior to laminating. Judging committee may mark or punch if not marked. Text of posters and displays should be readable from at least 10 ft. away. Displays should be self standing and not bigger than 3' x 4' (width x depth) when sides are extended.

Junior Division (Grades 3-5)

4. **Poster on well site safety**
5. **Energy/Petroleum Display.** Subject of the display should be petroleum products; different types of energy and how they work; or different careers in energy.
6. **Energy or Petroleum Science Experimental Display (Science-Fair type.)** 4-H members are encouraged to (a.) use their 4-H projects as the basis for their scientific research and discovery; (b.) use the scientific method to gain an understanding of how things work and the variables that affect them; (c.) take an open and creative approach to problem solving; (d.) learn that a successful outcome is based not on personal opinion but on scientific fact; (e.) use written and visual communication skills.

Intermediate Division (Grades 6-8)

7. **Photography Exhibit over a state park or geological region.** Four photos mounted on 14" x 14" poster board with detailed explanations and information.
8. **Poster on Water Mineral Issue.** Subject of poster should be one of the following: What water hardness and mineral testing can determine; Secondary recovery methods; OR Dangers of lead in the water

***PRE-ENTER EXHIBITS AT www.canadiancountyexpo.org
BY AUG. 11TH, 5 P.M.**

***WED. AUGUST 23RD IN PERSON ENTRIES WILL BE
ACCEPTED 10 A.M.-8 P.M. (Exception Pies & Flowers)**

9. **Energy or Petroleum Science Experimental Display (Science-Fair type.)** 4-H members are encouraged to (a.) use their 4-H projects as the basis for their scientific research and discovery; (b.) use the scientific method to gain an understanding of how things work and the variables that affect them; (c.) take an open and creative approach to problem solving; (d.) learn that a successful outcome is based not on personal opinion but on scientific fact; (e.) use written and visual communication skills.

Senior Division (Grades 9-12)

10. **Poster of a press release;** collected about the energy information and your interpretation; possibly the Energy Index or other topic.
11. **Energy or Petroleum Display.** Subject of the display should be areas of the Oklahoma Energy Index; different drilling techniques and how they work; or careers in the energy industry.
12. **Energy or Petroleum Science Experimental Display (Science-Fair type.)** 4-H members are encouraged to (a.) use their 4-H projects as the basis for their scientific research and discovery; (b.) use the scientific method to gain an understanding of how things work and the variables that affect them; (c.) take an open and creative approach to problem solving; (d.) learn that a successful outcome is based not on personal opinion but on scientific fact; (e.) use written and visual communication skills.

SECTION 318 4-H WILDLIFE PROJECTS

Premiums:

\$2.50, 1.50, 1, 1, 1, 1, 1, 1, 1, 1, 1

Only one exhibit will be allowed in each class per individual. Individuals may enter only in their respective grade category.

All exhibits will be judged on the basis of instructions and standards explained in the "[4-H Wildlife Project Exhibit Preparation Guidelines](#)" (#720; revised 12/06)

*List of fact sheets listed in the below category-

Lit #721– [Self determined 4-H wildlife and Fisheries Project Ideas](#)

Lit #719– [Food and Cover Cards](#)

Lit #473– [Animal Tracks](#)

Lit #620– [Introduction to Birding](#)

Lit #621– [Using Binoculars](#)

Lit #622– [Bird Identification](#)

Lit #723– [Bird Feeder Station Report](#)

Lit #724– [Bird House Observation Report](#)

Lit #237– [Leaf Presses and Collecting Hints](#)

Lit #718– [Wildflower Card](#)

Include references for information. At least one reference must be from a source other than the internet.

***PRE-ENTER EXHIBITS AT www.canadiancountyexpo.org
BY AUG. 11TH, 5 P.M.**

***WED. AUGUST 23RD IN PERSON ENTRIES WILL BE
ACCEPTED 10 A.M.-8 P.M. (Exception Pies & Flowers)**

All posters, resource maps and displays must be permanently signed and dated on the back. If not marked the judging committee may mark or punch. Text of posters or educational displays should be readable from at least 10 ft. away. All exhibits on boards must have hangers. Eye screws and wire preferred. No saw-toothed hangers.

All 4-H exhibits should be the original work of the 4-H member. When information is taken from books, publications, magazines, or from the internet it should be expressed in the 4-H members own words. The 4-H member must reference the source of the information by using an asterisk (*) or a number (if more than one) and name the actual source at the end or bottom of paper, poster or educational display following an asterisk or corresponding number in text.

No copyrighted or trademark protected written or visual material (pictures, photos, drawings, illustrations, etc.) should be used from books, magazines, publications or from the internet with out permission from the original creator. If 4-H'er applies for and is granted permission to use a copyrighted or trademark protected item, a copy of the permission form or letter needs to be attached to the back of the exhibit and properly cited with an asterisk (*) or number. If an item (picture, photo drawing, illustration, etc.) that is not protected is used its source must be cited and referenced by using an asterisk (*) or number and the source information placed at the end or bottom of paper, poster, or educational display, following an asterisk or corresponding number.

All posters, resource maps and displays must be permanently signed and dated on the back. If not marked the judging committee may mark or punch. Text of posters or educational displays should be readable from at least 10 ft. away. All exhibits on boards must have hangers. Eye screws and wire preferred. No saw-toothed hangers.

*PRE-ENTER EXHIBITS AT www.canadiancountyexpo.org
BY AUG. 11TH, 5 P.M.

*WED. AUGUST 23RD IN PERSON ENTRIES WILL BE
ACCEPTED 10 A.M.-8 P.M. (Exception Pies & Flowers)

OKLAHOMA WILDLIFE

Exhibits entered in this section should relate to a specific category of game or non-game animals or birds.

Junior (Grades 3-7)

1. **Scrapbook of Oklahoma Wildlife** (cutouts, pictures or drawings) of at least five (5) mammals, five (5) birds and five (5) reptiles or amphibians. Give common name and what habitat they can be found in. Common names should be specific (i.e. black rat snake, pygmy rattlesnake, etc.)
2. **Self Determined Exhibit** posters must be 14"x 22". Displays must not exceed 3' x 4'. (width x depth).

Senior (Grades 8-12)

3. **Educational Poster** (must be 14"x22") on careers in Natural Resources.
4. **Self Determined Exhibit** posters must be 14"x 22". Displays must not exceed 3' x 4'. (width x depth). Possible examples include but are not limited to: a display dealing with methods of identification of waterfowl, a poster on wildlife, or environmental careers.
5. (A) **A collection of fifteen (15) different kinds of plants, trees or shrubs known to provide food or cover for wildlife, mounted on food and cover cards** or (B) a **seed board with fifteen (15) different kinds of seeds eaten by wildlife. (See 4-H Lit. #720 updated 12/06.)** No more than four (4) varieties may be cultivated crops. All of the specimens must have been collected during the current project year. For each plant or seed included list one (1) wildlife species that use that plant or seed (on the cover card or board). All plant species must be native to Oklahoma except that up to four (4) of the plants (or seeds) may be from cultivated crops.
6. **Exhibit of the tracks of eight (8) wild animals or birds** commonly found in Oklahoma. POSITIVE or NEGATIVE plaster casts should be mounted on Masonite or plywood, not to exceed 12" x 24". Label each track with kind of animal or bird, county track was found in, habitat it was found in, and the date the track was cast. See 4-H Lit. #473 Animal Tracks for more instructions and details.
7. **Wildlife Single Photo Entry illustrating one of the following** 1) wildlife in its natural habitat 2) interaction between two or more wildlife species 3) wildlife displaying a unique behavior 4) an animal at the zoo. Prints must be no smaller than 3.5" x 5" and no larger than 5" x 7". Digital photos may not be manipulated or altered except for color and contrast adjustments, cropping, exposure adjustments, and red eye reduction. Prints must be securely attached to the surface of a poster board or mat board. No double matting, use of multiple layers or more than one color. The entire print must be seen and cannot be masked in any way. Boards must be no larger than 10" x 10". Captions are optional, but not required. Photos are to be taken by the exhibitor.

4-H FISHERIES

Junior (Grades 3-7)

8. **Display board showing steps in tying two kinds of fishing knot** used in tying lines or leaders. Use cord instead of fishing line. Mount on board suitable for hanging, not to exceed 12" x 12".
9. **Notebook describing habits and appearance of five (5) fishes found in Oklahoma.** Information on each fish to include photo, drawing or cut-out picture, proper common name, kind of food eaten, distinctive physical characteristics, best ways to catch and other topics of interest to anglers.
10. **Display of five (5) member assembled lures,** together with the materials from which they were assembled, mounted on a board not to exceed 12" x 16". Lures may be spinners, jigs, flies, plugs or a combination of these. May be entirely homemade or assembled from purchased supplies.
11. **Self Determined Fish Project.** Educational report, display or project created by the member. Topic to deal with fish, fishing, fish farming, aquatic food chains or pollution in Oklahoma waters. Displays not to exceed 3' x 4' (width x depth) with sides extended. Posters must be 14" x 22".

Senior (Grades 8-12)

12. **Notebook describing habits and appearance of ten (10) fishes found in Oklahoma.** Information on each fish to include photo, drawing or cut-out picture, proper common name, kind of food eaten, distinctive physical characteristics, best ways to catch and other topics of interest to anglers.
13. **Display of five (5) fishing flies tied by the exhibitor.** The material and shape of the exhibit will be exhibitor's choice, but cannot exceed 12" x 12" in size. Attach report to exhibit to indicate the following about each fly on the board: type of fly, type of fish it is used to catch, habitat conditions it is used in and cost to purchase or make.
14. **Display of five (5) fishing lures.** Lures may be any type commonly used in sport fishing. The material and shape of the exhibit board will be exhibitor's choice, but cannot exceed 12" x 12". Attach report to exhibit to indicate the following about each lure on the board: type of lure, type of fish it is used to catch, habitat conditions it is used in and cost to purchase or make.
15. **Self Determined Fish Project.** Educational report, display or project created by the member. Topic to deal with fish, fishing, fish farming, aquatic food chains or pollution in Oklahoma waters. Displays not to exceed 3' x 4' (width x depth) with sides extended. Posters must be 14" x 22".

4-H BIRD

The following OK 4-H online publications would be excellent resources along with those listed in exhibit text for learning more about birds and birding: 4-H NREM 620 "Bird Watching-A Beginning"; 4-H NREM 621 "Using Binoculars"; and 4-H NREM 622 "I Think It Is A..." (#622 contains a list of additional resources) These and other publications are listed at the beginning of Section 318

Junior (Grades 3-7)

16. **Display of a home constructed bird feeder** (may be from a kit), must include a 3" x 5" index card tacked to the feeder with the following information: 1) What species was it constructed for; and 2) What habitat and site location (should include height) it be placed in. **Should be functional and not decorative.**
17. **Display of a single unit bird house, home constructed** (may be from a kit) with a 3" x 5" index card tacked to the house with the following information: (1) What bird species was house constructed for and (2) What habitat and site location (should include height) the house will be placed in. **Should be functional and not decorative.**
18. **Notebook of fifteen (15) pictures, drawings or photos of birds** seen and identified by member and labeled with common name of each.
19. **Self Determined Poster** (14" x 22"). See **"Self Determined 4-H Wildlife & Fisheries Project Ideas" Oklahoma 4-H Pub. # 721 (revised 12/06)** for ideas. See 4-H Wildlife Project Lit #720 "Exhibit Preparation Guidelines Leaders/Members Guide" (revised 12/06) for guidelines.

Senior (Grades 8-12)

20. **Notebook of twenty-five (25) pictures, drawings or photos of birds** seen and identified by member and labeled with common name of each.
21. **Display of a Purple Martin bird house, home constructed** (may be from a kit). **Should be functional and not decorative.**
22. **Self Determined Bird Project.** If poster must be 14" x 22". If display must not exceed 3' X 4' (width x depth). See **"Self Determined 4-H Wildlife & Fisheries Project Ideas" Oklahoma 4-H Pub. #721** for ideas. See 4-H Wildlife Project Lit #720 "Exhibit Preparation Guidelines Leaders/Members Guide" for guidelines.

All Grades:

23. **Observation report for Bird Feeder** used during previous year, including photo of feeder at location used (report #723 found at the beginning of Section 318) May use feeder constructed or a purchased feeder.
24. **Observation report for Bird House** used during previous year, including photo of feeder at location used (report #724 found at the beginning of Section 318). May use birdhouse constructed or a purchased house.

***PRE-ENTER EXHIBITS AT www.canadiancountyexpo.org
BY AUG. 11TH, 5 P.M.**

***WED. AUGUST 23RD IN PERSON ENTRIES WILL BE
ACCEPTED 10 A.M.-8 P.M. (Exception Pies & Flowers)**

4-H WILDFLOWER STUDY

- * At least one-third of the specimens must have been collected during the current project year.
- * See information on pressing plants in "Leaf Pressing and Collecting Hints" 4-H publication #237 to prepare plants for collections and exhibits.
- * Posters should be hand generated and not down-loaded from internet or computer.
- * *"Wildflower Card" (OK 4-H Lit.#718 found at the beginning of Section 318). Please print form on card stock or heavy paper and hole punch.*

Junior (Grades 3-7)

25. **Collection of eighteen (18) Oklahoma wildflowers** properly pressed and mounted on wildflower cards. Label with common name flower family and tell location and date collected. Display in a notebook.
26. **Drawing or diagram showing parts of a wildflower blossom**, not to exceed 8 ½" x 11".
27. **Display two (2) principle wildflower families showing four (4) or more pressed flowers** of each family labeled with common name. A brief description of each flower family should be included. If poster must be 14" x 22" or display in a notebook.
28. **Self Determined poster (14" x 22")**. See "Self Determined 4-H Wildlife & Fisheries Project Ideas" Oklahoma 4-H Pub. # 721 (revised 12/06) for ideas. See 4-H Wildlife Project Lit #721 "Exhibit Preparation Guidelines Leaders/Members Guide" (revised 12/06) for guidelines.

Senior (Grades 8-12)

29. **Collection of twenty five (25) Oklahoma wild flowers** properly pressed and mounted on wildflower cards. Label with common name, scientific name, flower family, location collected, date collected and habitat collected from. Display in a notebook.
30. **Poster on historical and/or cultural uses of wildflowers in Oklahoma. Poster must be 14" x 22"**.
31. **Special collections.** Collection of specimens in some special category, i.e. one (1) family, poisonous, dyes, edibles or specific season such as early spring. If poster must be 14" x 22" or display in a notebook.
32. **Self Determined Exhibit.** If poster must be 14" x 22". Display must not exceed 3' X 4' (depth x width). See "Self Determined 4-H Wildlife & Fisheries Project Ideas" Oklahoma 4-H Pub. #721 for ideas. *See 4-H Wildlife Project Lit #720 "Exhibit Preparation Guidelines Leaders/Members Guide" for guidelines.*

All Grades:

33. **Make a collection, mount and press, the leaves of plants** showing leaf arrangements (opposite, alternate and whorled); types of leaves (simple, pinnately compound, palmately compound); leaf margins (toothed, smooth and lobed.) If poster must be 14" x 22" or display in notebook on card stock pages or wildflower cards (Lit. #718).

SECTION 319

ENVIRONMENTAL STEWARDSHIP

Premiums: \$2, 1.50, 1, 1, 1, 1, 1, 1, 1, 1, 1

- * A 4-H member may enter 1 exhibit per class, but is restricted to exhibits designed for his/her grade group.
 - * Exhibits will be judged based on the criteria outlined in the 4-H project fact sheets available from the County Extension Office. Text of posters should be readable at least 10 ft. away. Include references for information. At least one reference must be from a source other than the internet. Posters must not be printed directly from the internet—this is plagiarism.
 - * Each piece of exhibits containing more than one item must be labeled with exhibitor's name and county. Posters must be signed and dated on the back.
 - * [Publication Resources](#)
1. **Vermicomposting** (Grades 3-7) Compost sample and poster that explains how to compost with worms. Must include report (1 Page) for one or more of the following areas: bins for vermicomposting, feeding and care, moisture requirements, harvesting compost. Poster must be on 14" x 22" poster board and must include a photograph of your compost bin. One pint of compost (worm castings) in a sandwich-size zip-lock bag or pint jar with lid must be included.
 2. **Exploring Streams and Lakes Poster** (Grades 3-7) Poster (14" x 22") with photos showing a stream, lake or pond you have visited. Photos should show things like shorelines or creek banks, appearance of the water, condition of vegetation on the shore or banks, and problem areas such as erosion, trash or obvious pollution. For more ideas read Lit. #19 "Water Quality of Streams and Lakes" Related report form is #20. Each photo must have a caption explaining what it shows. Overall, the poster should tell what you think is helping or harming the water or the plants and animals that live there. Changes should be shown over time for projects after the first year. Poster title should include name of water body, if it has one, and town or county where located.
 3. **Water Critters** (Grades 3-7) Display a collection of pond, lake or stream critters (invertebrates only-no animals with backbones e.g. fish or frogs) preserved in one to three baby food jars with rubbing alcohol as described in Lit. #21 "Aquatic Organism". Securely attach a completed Critter ID bookmark (Lit. #29 "Stream and Lake Critter Identification") to the jar using tape and a string around the jar neck. Do not include more than one of each type of critter. Collect only critters found on or in the water, not adult flies. Write a short paragraph telling about the value of water critters - read and summarize in your own words lit. #21 or related materials. Optional: Include one single-sided page of labeled photos or drawings of the site or collecting activity.
 4. **Where Does My Water Come From Poster** (Grades 3-7) (14" x 22") showing or describing the source of your water (lake, aquifer, private well) and/or what is done to it before (water treatment plant, in home filtration system) it gets to your home. See Lit #19 "Water Quality of Streams" for ideas.
 5. **Natural Resources of My County Poster** (Grades 3-7) Poster (14"x22") with your photos showing a mixture of local natural resources like prairies, forests, scenic views, water bodies, agriculture, wildlife or similar things. Each photo must have a caption naming the resource. Overall, the poster should convince the reader that your county is a great place to live. Poster title should be at least 1 inch tall and include name of your county.

6. **Recycled Item** (Grades 3-7) - **useable item made from trash** other than craft item. Original ideas and useful items will be ranked higher. Attach 3" x 5" card listing all materials used.
7. **Aquatic Habitat Poster** (Grades 3-7)
(14" x 22") with photos showing a stream, lake or pond you have visited. Photos should illustrate distinct habitats such as shoreline vegetation, undercut banks, rocky shores, riffles, pools or runs. Each photo must have a caption explaining what it shows. For more ideas read Lit. #21 "Aquatic Organism". Overall, the poster should comment on things you observed that could be helping or harming the critters or their habitat. Changes should be shown over time for projects after the initial year. Poster title should include name of water body, if it has one, and town or county of location.
8. **Homemade stream or lake sampling equipment** (Grades 8-12) - Display one piece of stream or lake sampling equipment that you have made. Write a one-page report explaining its purpose and how to use it. Some possibilities include secchi disks, plankton tows, deep water samplers, and kick nets. See TVA booklet, "Homemade Sampling Equipment" for instructions on how to make equipment. Optional: Include one single-sided page of labeled photos or drawings showing equipment in use.
9. **What Is A Watershed?** – Poster (Grades 8-12)
(14" x 22") Describe what watersheds are and how they work. Title must contain the word, "watershed". See Literature #24 "Understanding Human Impact on Streams" for ideas.
10. **Natural Resources of My County Poster**
(Grades 8-12) Poster (14"x22") with your photos showing a mixture of local natural resources like prairies, forests, scenic views, water bodies, agriculture, wildlife or similar things. Each photo must have a caption naming the resource. Overall, the poster should convince the reader that your county is a great place to live. Poster title should be at least 1 inch tall and include name of your county.
11. **Stream, Pond or Lake Poster** (Grades 8-12)
(14" x 22") Photos showing a stream, pond or lake you have visited. Poster should show things people have done or might do, along the shore or in the watershed that can harm this stream, pond or lake. For ideas read Literature #'s 21 & 24. Poster title must include name of water body and town or county where located.
12. **Water Critters** (Grades 8-12)
Display a collection of pond, lake or stream critters (invertebrates only-no animals with backbones e.g. fish or frogs) preserved in baby food jars with rubbing alcohol as described in Lit. #21 "Aquatic Organism". Collect in only one water body. Separate critters from different habitats into different jars, labeled with habitat name. Do not include more than one of each type of critter in each collection jar. Collect only critters found on or in the water, not adult flies. Write a 1-page report on three of your critters explaining how they are adapted to their habitat. Read Lit. #21 "Aquatic Organism" for ideas. Use the Bookmark Critter ID rating form instructions (Lit. #29) to calculate the water quality rating for your water body and include results in your report.

***PRE-ENTER EXHIBITS AT www.canadiancountyexpo.org
BY AUG. 11TH, 5 P.M.**

***WED. AUGUST 23RD IN PERSON ENTRIES WILL BE
ACCEPTED 10 A.M.-8 P.M. (Exception Pies & Flowers)**

- 13. Homemade stream or lake sampling equipment**
(Grades 8-12) Display one piece of stream or lake sampling equipment that you have made. Write a one-page report explaining its purpose and how to use it. Some possibilities include secchi disks, plankton tows, deep water samplers, and kick nets. See TVA booklet, "Homemade Sampling Equipment" for instructions on how to make equipment. Optional: Include one single-sided page of labeled photos or drawings showing equipment in use.
- 14. Illegal Dumping – Poster** (Grades 8-12) (14" x 22")
Discourage illegal dumping and explain how illegal dumps can contaminate water or create other problems.
- 15. Landfill Display** (Grades 8-12) Display showing how landfills work. Display must fit a space that is 3' by 4' when sides are extended for display.
- 16. Recycled Item -** (Grades 8-12) **Useable item made from trash other than craft type item. Original ideas and useful items will ranked higher.** Attach 3" X 5" card listing all materials used.

All Levels

- 17. Group Environmental Project Display** (All Grades).
This exhibit is to consist of a display and written report of an environmental project carried out by 4 or more 4-H members under the supervision of a 4-H leader. The project may focus on any area of environmental stewardship including recycling, education about a local environmental issue, planting trees or other area of interest. Display not to exceed 3' x 4' (depth x width)

Judging criteria:

- (a.) A brief project description and statement of purpose and objectives. (b.) Creativity and quality of project. (c.) A brief summary of project activities, extent to which objectives were achieved, knowledge gained, significance of the project to the environment in the community, and number of people involved and/or impacted by project. (d.) Media campaign. Include copies of newspaper clippings and other publicity related to the project. (e.) Photographs may be included.

18. Individual Self-Directed Environmental

Stewardship Project (All Grades). Educational report, display or exhibit on the efforts of the member to protect or improve the environment in or near his/her community. Projects may include topics such as protecting water quality, recycling, illegal dumping, household hazardous wastes, reducing soil erosion on farmland, controlling urban runoff or other topics relevant to the community. Project may include: (1) Hands-on efforts (such as controlling erosion by tree planting or use of buffer strips, (2) Educational programs conducted in the community, including numbers reached and newspaper clippings (such as minimizing solid waste), or (3) A Combination of hands-on and educational.

*PRE-ENTER EXHIBITS AT www.canadiancountyexpo.org
BY AUG. 11TH, 5 P.M.

*WED. AUGUST 23RD IN PERSON ENTRIES WILL BE
ACCEPTED 10 A.M.-8 P.M. (Exception Pies & Flowers)

PLANTS AND ANIMALS DIVISION
CROPS & HORTICULTURE
ENTRIES DUE WEDNESDAY
AUGUST 23rd 10AM-8PM
SECTION 320 - CROPS

Premiums:

\$2.50, 2, 1.50, 1, 1, 1, 1, 1, 1, 1, 1

- * All crop exhibits must be grown by the exhibitor as a part of a 4-H project during the year exhibited. Only one exhibit allowed in each class per individual. All crop exhibits must be grown by the exhibitor as a part of a 4-H project during the year exhibited. Grain may not be returned to the exhibitor except for the following legumes: alfalfa, sweet clover, and vetch.
- * Grain and crop seed exhibits should be brought and will be exhibited in one gallon clear jars (plastic or glass) with a lid. Alfalfa and small seeded legumes can substitute ½ gallon clear jars.
- * Exhibits of bolls of cotton, ears of corn, or heads of grain sorghum should be brought and exhibited in a shallow wooden, plastic, or cardboard box of appropriate size for the respective exhibit.

4-H COTTON EXHIBIT

1. Any Variety (20 open bolls). Exhibit to be shown with petiole attached, bract leaves removed and burr side up.

4-H CORN EXHIBIT

2. Corn Ears(10 ears)

4-H GRAIN SORGHUM EXHIBIT

3. Grain sorghum (10 heads) Exhibit to be trimmed with 2½ inches of peduncle left on the head.

4-H THRESHED GRAIN SORGHUM EXHIBIT

4. Threshed grain sorghum (15 lbs grain)

4-H CANOLA EXHIBIT

5. Canola (15 lbs grain)

4-H SMALL GRAIN EXHIBIT

All exhibits of wheat must be labeled as to specific variety or name of hybrid. Small grain exhibit shall be approximately one peck. Please refer to the [OSU Wheat Variety Comparison Chart](#)

Class

6. Very Early Maturing & Early Maturing Hard Red Wheat Varieties
7. Medium Maturing Hard Red Wheat Varieties
8. Late and Very Late Maturity Hard Red Wheat Varieties
9. Hard White Winter Wheat Varieties
10. Any other wheat variety including Hard White Varieties & Soft Red Varieties
11. Oats, any variety
12. Rye, any variety
13. Barley, any variety

4-H LEGUME SEED EXHIBIT

Class

14. Alfalfa (2 quarts)
15. Other small seeded legumes, such as vetch, sweet clover, etc. (2 quarts)
16. Soybeans (1 peck)
17. Other large seeded legumes, such as cowpeas, mung beans, winter peas, etc. (1 peck)
18. Peanuts, any type, any variety (1 peck)

***PRE-ENTER EXHIBITS AT www.canadiancountyexpo.org
BY AUG. 11TH, 5 P.M.**

***WED. AUGUST 23RD IN PERSON ENTRIES WILL BE
ACCEPTED 10 A.M.-8 P.M. (Exception Pies & Flowers)**

**PEANUT INFORMATION EXHIBIT
ENTRIES DUE WEDNESDAY,
AUGUST 23rd 10AM-8PM**

- * Eligibility: Any 4-H member interested in learning more about peanuts and the peanut industry may prepare an exhibit.
- * The exhibit shall consist of an educational exhibit that will fit a 3' wide x 3' deep. It must be free-standing with sides attached. A 4-H notebook should be included in the display. Each county may have one exhibit in each class.
- * The exhibit should provide information about one phase of the peanut industry such as history, use, production, processing, or importance. The exhibit should increase the public awareness of the importance and impact of the specific sector of the peanut industry selected. The notebook should include any involvement the exhibitor has had with teaching others, giving talks or demonstrations, preparing peanut foods, planning programs, producing peanuts, etc. The notebook may be typed or handwritten and should include pictures.
- * Criteria for judging: 30 points Completeness of educational lesson, 30 points Public appeal, 40 points notebook. Ribbons will be placed on the top ten (10) in each class.

Class

- 19. **Jr. Division** (Grades 3-7)
- 20. **Sr. Division** (Grades 8-12)

CROPS IN OUR LIVES POSTER EXHIBIT

Posters must be 14" x 22" and must be permanently signed and dated on the back prior to laminating. Judging committee may mark or punch if not marked. Text of posters should be readable from at least 10 ft. away.

Choose an agronomic crop, and create a poster depicting one of the following topics related to that crop:

- * History (domestication process, global spread via immigrants, etc.)
- * Production
- * Use in different cultures
- * Use in different processed foods
- * Process from farm to table

Class

- 21. **Grades 3-5**
- 22. **Grades 6-8**
- 23. **Grades 9-12**

**SECTION 321
FORAGE FOR LIVESTOCK AND WILDLIFE**

Premiums:

\$2.50, 1.50, 1, 1, 1, 1, 1, 1, 1, 1, 1

4-H members may have one exhibit per class

The exhibitor's name and address must be on the back of the display board. References for the displays are:

- Field Guide to OK Plants, OSU Rangeland Ecology and Mgmt. Publication, Contact OSU County Extension Office or Natural Resources Conservation Service Office
- National Range Judging Contest 4-H Manual #149
- A Checklist of Prairie, Shrubland and Forest Understory Plants of OK, OSU Fact Sheet F-2872
- Bobwhite quail Habitat Evaluation and Management Guide, OSU Circular E-904
- White-tailed Deer Habitat Evaluation and Mgmt. Guide, OSU Circular E-979

Classes 1-8 are exhibits of ten (10) native or introduced, annual, biennial, or perennial plants mounted on plywood, pegboard, or other suitable material approximately 3' by 4'. Two holes ½ inch in diameter and 1 inch from the top should be drilled in the board to facilitate displaying the exhibit. Exhibitor must sign and date the board on the back.

Plant specimens must have been collected during the current project year.

***PRE-ENTER EXHIBITS AT www.canadiancountyexpo.org
BY AUG. 11TH, 5 P.M.**

***WED. AUGUST 23RD IN PERSON ENTRIES WILL BE
ACCEPTED 10 A.M.-8 P.M. (Exception Pies & Flowers)**

Single plants or bundles should not exceed 1 inch in diameter. No plant should extend above or below the display board. Plants must be labeled with the common name. Judges will use references listed above.

Label with letters approximately ½ inch high. Labels may be placed above, below, or across the plants.

Class all ages

1. Forages with desirable grazing value for cattle
2. Forages with undesirable grazing value for cattle
3. Forages with desirable browsing value for wild life (must list species)
4. Forages with undesirable browsing value for wildlife (must list species)

**SECTION 322
HOME GARDENING
ENTRIES DUE WEDNESDAY,
AUGUST 23rd 10AM-8PM**

Premiums:

\$3, 2.50, 2, 1.50, 1, 1, 1, 1, 1, 1, 1

Advice to Horticultural Entrants:

- Your entry should be as fresh as possible. Pick your entry the day other entries are due. Do not include entries which are fully ripe and beginning to go soft.
- All entries should be clean. Check to make sure there are no insects attached or crawling. Do not include entries with insect damage.
- The judge will be looking for consistency in size, shape, color, and degree of ripeness. If the category calls for several examples of particular fruit or vegetable, try to exhibit those which are as similar to one another as possible. Remember "consistency" within the entries with multiple fruits or vegetables.
- Okra, peppers, eggplants, squash, and pumpkins should retain a portion of the stem attached. Consistency in stem length is ideal. Stems on pumpkins should be approximately 3 inches in length.
- Forage grasses should be equal length, tightly bound, and with the bottom of the stems cut evenly across the bundle. They should be clearly identified or marked, and look fresh.

Only one exhibit allowed in each class per individual.

Class

1. Potatoes, yellow, white or russet, 3 specimens
2. Potatoes, red, 3 specimens
3. Okra, 6 pods
4. Onions, yellow, 3 specimens
5. Onions, white, 3 specimens
6. Onions, red, 3 specimens
7. Pumpkin, field type (oblong), one
8. Pumpkin, jack-o-Lantern (round and flat), one
9. Squash, winter, acorn, one
10. Squash, winter, butternut, one
11. Squash, winter, other
12. Eggplant, 2 specimens
13. Squash, summer, zucchini, 2 specimens
14. Squash, summer, yellow straight neck, 2 specimens
15. Squash, summer, yellow crookneck, 2 specimens
16. Squash, summer, patty pan (scallop type), 2 specimens
17. Sweet Potatoes, (any variety), 3 specimens
18. Pepper, jalapeno, 5 specimens
19. Pepper, other hot pepper, 5 specimens
20. Pepper, sweet bell pepper, 5 specimens
21. Pepper, banana pepper, 5 specimens
22. Tomatoes, large type, 5 specimens
23. Tomatoes, cherry type (1½" or less in diameter), 5
24. Watermelon, oblong type, one
25. Watermelon, round type, one

***PRE-ENTER EXHIBITS AT www.canadiancountyexpo.org
BY AUG. 11TH, 5 P.M.**

***WED. AUGUST 23RD IN PERSON ENTRIES WILL BE
ACCEPTED 10 A.M.-8 P.M. (Exception Pies & Flowers)**

25. Watermelon, round type, one
26. Watermelon, small icebox, one
27. Red apples, plate of five
28. Yellow Apples, plate of five
29. Pears, plate of five

**HOME GARDEN FOOD BASKET
ENTRIES DUE WEDNESDAY,
AUGUST 23rd 10AM-8PM**

- * This exhibit is a quality selection of from five to nine different species of mature fruits and/or vegetables from the exhibit list above. Items not listed above can be used, but should not be more than a third of the species utilized. Amounts of fruits and vegetables in this exhibit should be such that they can be arranged in a neat and orderly manner and have good eye appeal. There must be enough of each fruit or vegetable for the judge to determine quality.
- * All fruits and vegetables exhibited must be grown by the exhibitor.
- * No specimens in this exhibit may be entered in another class. Any combination of fruits and vegetables may be used.
- * The exhibit must be in a container such as a basket or box.
- * One third ($\frac{1}{3}$) of the judging will be on how well the exhibit is prepared and presented. Packing such as paper, straw or cloth, may be used but the fruits and vegetables should be the main attraction of the exhibit. No artificial plant material or specimens can be utilized as part of the exhibit.

30. **Jr. Division** (Grades 3-7)

31. **Sr. Division** (Grades 8-12)

**GIANT PUMPKIN CONTEST
ENTRIES DUE WEDNESDAY,
AUGUST 23rd 10AM-8PM**

Premiums:

\$10, 9, 8, 7, 6, 5, 4, 3, 2, 2, 2, 2

- One (1) fruit of any variety of pumpkin or pumpkin-type squash may be entered.
- Entry limited to Canadian County 4-H & FFA Member ONLY.
- The submitted fruit must have been grown by a 4-H member.
- The fruit must be free of damage that would limit storage and exhibition. It should be intact, without lesions, cuts or open wounds.
- The fruits will be weighed to determine the heaviest, on August 24th, 2023.

32. Giant Pumpkin



*PRE-ENTER EXHIBITS AT www.canadiancountyexpo.org
BY AUG. 11TH, 5 P.M.

*WED. AUGUST 23RD IN PERSON ENTRIES WILL BE
ACCEPTED 10 A.M.-8 P.M. (Exception Pies & Flowers)

SECTION 323 4-H HOME GROUNDS

Only one exhibit allowed in each class per individual.

Premiums:


\$3, 2.50, 2, 1.50, 1, 1, 1, 1, 1, 1, 1

Exhibit Unit I - Landscaping Home Grounds

- * "Before and After" pictures not to exceed 5" x 7" of yard clean up, plantings or construction of landscape elements mounted securely on one 14" x 22" sheet of poster board shall constitute this exhibit. Number of pictures should be no less than two or more than eight. Posters must be permanently signed and dated on the back.
- * Neatness and arrangement of pictures is important. A brief explanation of the project should be attached to the exhibit, and each picture must be labeled. The before and after pictures should show a definite change and should be taken from the same place so judges can evaluate the change. An exhibit should not be entered more than once unless it has been substantially revised.

Class

1. **Junior** - (Grades 3-7)
2. **Senior** - (Grades 8-12)



***PRE-ENTER EXHIBITS AT www.canadiancountyexpo.org
BY AUG. 11TH, 5 P.M.**

***WED. AUGUST 23RD IN PERSON ENTRIES WILL BE
ACCEPTED 10 A.M.-8 P.M. (Exception Pies & Flowers)**

Exhibit Unit II - Herbarium Card

These exhibits shall consist of dried and pressed specimens of leaves and other specified parts of native or cultivated trees, vines, shrubs and/or ground cover. Each leaf specimen should be mounted on a separate 8" x 10" Download the [herbarium card](#) Only the information required in your division should be filled out. The cards should be enclosed in a notebook or binder. Each specimen should be covered with a transparent plastic or similar covering to protect it from damage. No leaf should be more than 3 years old and at least one-third of the specimens must have been collected during the current project year. Instructions for collecting and pressing are available in the OSU Extension Center.

Class

3. **Grades 3-5** - A collection of 15 specimens with the following information: (1) common name; (2) general class; (3) kind of plant.
4. **Grades 6-8** - A collection of 25 specimens with a pressed flower or fruit or seed included with each specimen. Information on the card to be filled out is (1) common name; (2) general class; (3) kind of plant; (4) form; (5) color; (6) exposure.
5. **Grades 9-12** - A collection of 30 specimens with a pressed flower, fruit or seed included with each specimen. All information on the card should be filled out.

Exhibit Unit III - Group or Club Exhibit

Class

6. **Group or Club Exhibit.**
 - * This exhibit to consist of landscape or environmental beautification project report on a project such as home grounds, school, community center, church, city or roadside park, highway beautification, clean-up campaign, etc.
 - * A group is to consist of 3 or more 4-H members under supervision of 4-H leaders.
 - * All projects must employ horticulture material for the purpose of conserving natural beauty of an area or improving the aesthetic quality and/or function of an area. Other material such as concrete walks, benches, etc., may be used in addition to the horticulture material.

Judging Criteria

- A. A brief project description and statement of purpose and objectives.
- B. Creativity demonstrated and quality of the project.
 1. Extent to which plan integrates total needs of area, short and long term.
 2. Functional use and aesthetic considerations of horticultural materials and techniques.
 3. Operational considerations of expenses encountered, resource personnel contracted and maintenance factors.
 4. "Before and After" photographic sequence to illustrate effectiveness of the project.
- C. A brief summary of project activities, extent to which objectives were achieved, knowledge gained and the particular significance of the project toward the improvement and beautification of your environment.
- D. Newspaper clippings and other publicity of the project.

*PRE-ENTER EXHIBITS AT www.canadiancountyexpo.org
BY AUG. 11TH, 5 P.M.

*WED. AUGUST 23RD IN PERSON ENTRIES WILL BE
ACCEPTED 10 A.M.-8 P.M. (Exception Pies & Flowers)

SECTION 324 HOUSE PLANTS TERRARIUM

Premiums:

\$3, 2.50, 2, 1.50, 1, 1, 1, 1, 1, 1, 1

GUIDELINES:

Terrarium of plant life. Refer to OSU Fact Sheet No. F-6438 or a similar guideline. No specific size of container, materials, plants or methods. Criteria for judging will be (1) compatibility and arrangement of plants and materials (2) appropriate potting media (3) attractiveness and originality (4) appropriate size of plants for container. Terrariums should feature either woodland or tropical plants and feature at least 3 different species of plants. Terrariums must be completely covered at all times. Terrariums containing succulents will be disqualified; succulents belong in dish gardens.



Class

1. **Grades 3-5**
2. **Grades 6-8**
3. **Grades 9-12**

DISH GARDENS

Dish Garden of plant life. [Please see OSU Fact Sheet](#) for more information. Until it comes available refer to [The Garden Helper](#) or other online or print resources for project ideas and information. Criteria for judging will be (1) compatibility and arrangement of plants, potting media, and container (2) attractiveness and originality (3) appropriate size of plants for container. Dish Gardens should be no larger than 15 inches in diameter, length, width, or height and weigh no more than 15 pounds and contain at least 80% living plant material. Dish garden should feature at least 3 different species of plants.

Class

4. **Grades 3-5**
5. **Grades 6-8**
6. **Grades 9-12**

RESIDENTIAL LANDSCAPE DESIGN DRAWING

Develop a landscape design/drawing for the provided residence. Base maps should be printed on 11"x17". Once printed verify scale is 1in=10ft. Design drawings are to be made directly on the provided base maps. Use provided examples of landscape symbols to draw and/or trace on to the base map. Use the provided color rendered landscape drawings for example of effective designs and color techniques. [References](#)

Competition Guidelines

- Use white 11" x 17" paper to horizontally exhibit landscape drawings.
- Create a column on right side of sheet for title block, 2 inches wide from top of drawing to bottom. List the following in INK: Scale, symbols of plants, numbers representing trees, shrubs and plants and how many of each plant were used in the landscape. Example: 1 - Rose (6), 2 - Oak trees (4), 3 - Petunia (3 dozen or 36). Name, date and chapter.
- Drawing is top view (plan view).
- Use the scale provided: 1 in = 10 ft.

***PRE-ENTER EXHIBITS AT www.canadiancountyexpo.org
BY AUG. 11TH, 5 P.M.**

***WED. AUGUST 23RD IN PERSON ENTRIES WILL BE
ACCEPTED 10 A.M.-8 P.M. (Exception Pies & Flowers)**

- Hand drawings or CAD drawings will be accepted.
- Draw plant symbols at mature plant size.
- Use the plant and the materials symbols provided.
- Drawings must be full color.
- Walkways should be 3 ft. or 5 ft. wide.
- Patio(s) are required on the back of the house.
- In the drawings use a line to indicate the planting beds. All small trees, shrubs, and perennials should be inside a planting bed. Large trees could be found in the lawn or inside planting beds.

Class

7. **Grades 3-5**

8. **Grades 6-8**

9. **Grades 9-12**

Horticulture in Our Lives Poster Exhibit

Posters must be 14" x 22" and must be permanently signed and dated on the back prior to laminating. Judging committee may mark or punch if not marked. Text of posters should be readable from at least 10 ft. away.

Choose a fruit, vegetable, nut, spice or beverage (tea, coffee, chocolate) crop, and create a poster depicting one of the following topics related to that crop: (a.) History (domestication process, global spread via immigrants, etc.); (b.) Production; (c.) Use in different cultures; (d.) Use in different processed foods

Class

10. **Grades 3-5**

11. **Grades 6-8**

12. **Grades 9-12**

MODELS

Model cold frame or hoop house - mounted on a piece of painted plywood no larger than 12"x 12". Must include an explanation of the purpose of the structure, examples of potential uses, correct orientation in the landscape, and materials necessary in its construction. Explanation should be typed or handwritten on a laminated piece of white paper no larger than 8.5" x 11" and be securely attached to the model.

Class

13. **Grades 3-5**

14. **Grades 6-8**

15. **Grades 9-12**

Model vegetable garden – mounted on a piece of painted plywood no larger than 12" x 12". Must include at least 5 different vegetables, show appropriate orientation (identify 'north'), and appropriate spacing of plants. Must include an explanation of the layout of the garden, the spacing requirements of the selected plants, the dates each chosen vegetable would be planted/harvested, and any support structures (trellises, cages, etc.) necessary. The explanation should be typed or handwritten on a laminated piece of white paper no larger than 8.5" x 11" and be securely attached to the model. All pieces of the model must be handmade (no store bought fences, mini vegetables, etc.).

Class

16. **Grades 3-5**

17. **Grades 6-8**

18. **Grades 9-12**

PECAN INFORMATION EXHIBIT

- Eligibility: Any 4-H member interested in learning more about pecans and the pecan industry may prepare an exhibit.
- The exhibit shall consist of an educational exhibit that will fit a 3' wide x 4' deep area. It must be free-standing with sides attached. A notebook should be included in the display. Each county may have one exhibit in each class.

***PRE-ENTER EXHIBITS AT www.canadiancountyexpo.org
BY AUG. 11TH, 5 P.M.**

***WED. AUGUST 23RD IN PERSON ENTRIES WILL BE
ACCEPTED 10 A.M.-8 P.M. (Exception Pies & Flowers)**

- The exhibit should provide information about the pecan industry such as history, importance to state, health benefits & nutrition, uses, production, processing, storage requirements or other topics pertaining to pecan. The exhibit should increase the public awareness of the importance and impact of the specific sector of the pecan industry. The notebook should include any involvement the exhibitor has had with teaching others, giving talks or demonstrations, preparing pecan foods, planning programs, producing pecans, field trips, etc.
- The notebook may be typed or handwritten and should include pictures.

19. **Jr. Division (Grades 3-7)**

20. **Sr. Division (Grades 8-12)**

SECTION 325 COMPANION ANIMALS

Premiums:

\$2.50, 1.50, 1, 1, 1, 1, 1, 1, 1, 1, 1

- * All Companion Animal exhibits should focus on one of the following:
 - 1) Animal Health and/or Nutrition
 - 2) Good Husbandry and/or Grooming
 - 3) Training and/or showing
 - 4) Service and/or Citizenship
- * Companion Animals refer to animals utilized as household pets, (birds, cats, dogs, fish, rabbits, guinea pigs etc.) not livestock or wildlife. In cases of animals (i.e. rabbits, turtles, etc.) that can be represented as a companion or a non-companion animal project it will be up to the 4-H member to make sure that their entry represents companionship.
- * The 4-H member's name, grade, and county must be included attached to the exhibit. Exhibits deemed to be inappropriate will not be displayed.
- * If you use text, pictures, drawings, artwork or other information not created by you in your exhibit you must cite the source. See "COPY WRITTEN MATERIAL AND REFERENCING SOURCES" section at opening of 4-H Division.
- * When using the official clover with H's, the tail should curve to the right and the words 18u.s.c. 707 must appear under the lower right leaflet, except if hand drawn clovers.

Companion Animal Poster illustrating one of the following 1) Animal Health and/or Nutrition 2) Good Husbandry and/or Grooming 3) Training and/or showing 4) Service and/or Citizenship. Posters must be 14"x 22". For display purposes, exhibitors are encouraged to laminate all posters or cover them with clear plastic film. Posters must be permanently signed and dated on the back. If not marked the judging committee may mark or punch. Posters may be horizontal or vertical. Text of poster should be readable from at least 10 ft. away.

Class

1. **Jr. (Grades 3-7)**

2. **Sr. (Grades 8-12)**

Companion Animal Display

Illustrating one of the following:

- 1) Animal Health and/or Nutrition
- 2) Good Husbandry and/or Grooming
- 3) Training and/or showing
- 4) Service and/or Citizenship.

Space for the booth is 3 feet deep and 4 feet wide (with sides extended for display). Back can be 4 feet high. Display must be free-standing. Models, photographs, posters or other means for display may be used. Display may be prepared by an individual or group from a county. Exhibit must prominently display a 4-H clover or mention 4-H.

Class

3. **Jr. (Grades 3-7)**

4. **Sr. (Grades 8-12)**

***PRE-ENTER EXHIBITS AT www.canadiancountyexpo.org
BY AUG. 11TH, 5 P.M.**

***WED. AUGUST 23RD IN PERSON ENTRIES WILL BE
ACCEPTED 10 A.M.-8 P.M. (Exception Pies & Flowers)**

Companion Animal Photo Story Board illustrating one of the following 1) Animal Health and/or Nutrition 2) Good Husbandry and/or Grooming 3) Training and/or showing 4) Service and/or Citizenship. Story Board should contain 4 to 6 photos attached to the surface of a white or a colored foam core, poster, or mat board no larger than 14" X 22". Each photo should contain a caption. Judging criteria will emphasize content first and photo composition second. Photos are to be taken by the exhibitor.

Class

5. **Jr. (Grades 3-7)**

6. **Sr. (Grades 8-12)**

Companion Animal Single Photo Entry illustrating one of the following 1) Animal Health and/or Nutrition 2) Good Husbandry and/or Grooming 3) Training and/or showing 4) Service and/or Citizenship. Prints must be no smaller than 3.5" x 5" and no larger than 5" x 7." Digital Photos may not be manipulated or altered except for color and contrast adjustments, cropping, exposure adjustments, and red eye reduction. Prints must be securely attached to the surface of a poster board or mat board. No double matting, use of multiple layers or more than one color. The entire print must be seen and cannot be masked in any way. Boards must be no larger than 10" x 10." Captions are optional, but not required. Photos are to be taken by the exhibitor.

Class

7. **Jr. (Grades 3-7)**

8. **Sr. (Grades 8-12)**

Me and My Pet Journal – A 3 ring binder, 3" or smaller, showing activities you and your pet have been doing this past year. Emphasis should be given to 1) Animal Health and/or Nutrition 2) Good Husbandry and/or Grooming 3) Training and/or showing 4) Service and/or Citizenship. It may include but is not limited to training notes, photos of you and your pet working on a new trick, newspaper clippings of you and your pet participating in service projects, breeding records, animal health records and much more. Members are encouraged to keep multiple years in their journal but the previous years' work should be clearly labeled as such. Judging emphasis will be placed on the current year's work.

Class


9. **All Grades**

Other Companion Animal Item Exhibit must have a 3x5 inch note card describing the exhibit, what was done to create or prepare this exhibit and how the exhibit relates to 1) Animal Health and/or Nutrition 2) Good Husbandry and/or Grooming 3) Training and/or showing 4) Service and/or Citizenship. Posters, Photos, displays and Journals are not allowed in this category. Exhibit size limited to a 4'x4'x4' due to space limitations.

Class

10. **Jr. (Grades 3-7)**

11. **Sr. (Grades 8-12)**



***PRE-ENTER EXHIBITS AT www.canadiancountyexpo.org
BY AUG. 11TH, 5 P.M.**

***WED. AUGUST 23RD IN PERSON ENTRIES WILL BE
ACCEPTED 10 A.M.-8 P.M. (Exception Pies & Flowers)**

SECTION 328 4-H CLOVERBUDS (5-8 YEARS OLD)

Exhibitors in Cloverbud section must be 5 years old. Exhibits with an asterisk must follow the Cloverbud Activity Guide sheets available at the Canadian County Extension Center. All other exhibits can be your own personal design. All exhibits will receive a participation ribbon and each exhibitor will receive \$1 per exhibit up to a limit of \$10 per exhibitor. All posters will be 14"x22" which is half of a regular size poster board.

Personal Development

1. *What I Want to be When I Grow Up poster
2. *Feelings Poster
3. *Puppet
4. *Trustworthy Eagle Mobile
5. Collage of Caring Actions – No larger than 14"x22"
6. Greeting Card or special occasion

Pets & Animals

7. *Pet's Needs Poster, 14"x 22"
8. *Bird Feeder
9. *Pet's Needs Scrapbook
10. *Pet's Needs Mobile
11. Animal Collage – No larger than 14"x22"
12. Picture Book – 3-4 pictures of you doing things with your pet (s)

Home Environment

13. *Pencil Caddy
14. *Leather-look Flower Pot
15. Mobile of Favorite Things – any theme
16. Coasters – set of 4 (use any medium)
17. Decorated container for bedroom
18. Puzzle (no larger than 9"x13")

Food & Nutrition

19. *Popcorn Snack (2 cups in plastic bag)
20. *Cereal Crunch (2 cups in plastic bag)
21. *No-bake cookies – 3 cookies on a plate
22. *Trail Mix – attach card listing 5 uses (2 cups in plastic bag)
23. *Meal list for one day using the MyPlate as a guide
24. *Marshmallow Cereal Cookies – 3 cookies on a plate
25. Cloverbud Poster Art

Open category allows 4-H Member to create his/her own poster and theme. Poster should be constructed on poster board 14"x 22". It may be horizontal or vertical, may be produced by any medium (watercolor, ink, crayon, acrylic, charcoal, collage, etc.). The Cloverbud's name, age, address, theme area, and a statement that describes the poster should be on the back of the poster in the upper-left hand corner.

Cloverbud Crafts

26. Plastic Craft
27. Paper Craft
28. Wood Craft
29. Fabric Craft
30. Recycled Craft
31. Miscellaneous

Items with asterisk(*) have instructions available from the Extension office; all other items can be completed as the 4-H'er desires.

***PRE-ENTER EXHIBITS AT www.canadiancountyexpo.org
BY AUG. 11TH, 5 P.M.**

***WED. AUGUST 23RD IN PERSON ENTRIES WILL BE
ACCEPTED 10 A.M.-8 P.M. (Exception Pies & Flowers)**

**SECTION 329
SUSAN MEITL MEMORIAL AWARD FOR
OUTSTANDING 4-H FAIR EXHIBITOR
\$10, 9, 8**

The points are determined as follows and include only those exhibits in 4-H projects:

1st	10 points	6th.....	5 points
2nd.....	9 points	7th.....	4 points
3rd.....	8 points	8th.....	3 points
4th.....	7 points	9th.....	2 points
5th.....	6 points	10th & below.....	1 point

* In case of a tie, rankings will be based on who has the most 1st place, 2nd place, 3rd place exhibits, and on down the rankings until a winner is declared.

* Age:

- 4-H Awards Eligible Junior/Senior members
- "First year" 4-H members ineligible
- Graduated Seniors are eligible for this award

* Trophy - 1st place Junior Exhibitor, 4-8 grade, 9-12 years of age

* Trophy - 1st place Senior Exhibitor 9-12 grade, 13 & over

* Placings - 1st place - \$10 & Trophy

* 2nd place - \$9

* 3rd place - \$8

* 4-H'er must figure their points, list and hand in to the Extension Office by date listed on form.

**Outstanding 4-H Junior Exhibitor trophy sponsored
by:**

**American Farmers & Ranchers Mutual
Insurance Company**

**Outstanding 4-H Senior Exhibitor trophy sponsored by
Banner Co-op Elevator Association**



LIVESTOCK QUIZ BOWL

**SECTION 401
LIVESTOCK QUIZ BOWL
THURSDAY, AUGUST 25, 6:00-8:00 P.M.
EXPO CENTER STAGE**

**REGISTRATION WILL BE ONLINE
VIA AG TEACHERS OR 4-H CLUB LEADER.
5:30-6:00 P.M.**

Note: Once teams are in place, digital devices must be surrendered to the coaches to prevent elimination from the contest.

- * The primary objective of the Livestock Quiz Bowl is to provide an opportunity for youth to demonstrate their knowledge of livestock and related subject matter in a competitive setting where attitudes of friendliness and fairness prevail.
- * Each team shall consist of no less than 4 and no more than 5 members representing 4-H or FFA. Only 4 members will compete at any 1 time. The fifth can be alternated in but only once per match.
- * Each match will be divided into 2 halves based on the number of questions and participants.
- * There will be Junior and Senior Divisions
- * For specific rules contact the OSU Extension Office at 405-262-0155.

1st Place – Each Junior and Senior Team Member -
Banner

1st Place – Junior Team – 13 & below—Banner

1st Place – Senior Team – 14-18 years old—Banner

**Banners Sponsored by:
Canadian County Fair Board**

SENIORS 2024

All graduating 4-H and FFA Members in the class of 2024 that exhibit livestock at the Canadian County Fair and Jr. Livestock Show have an opportunity to apply for the Canadian County Fair Board, Inc., Scholarship.

Details are available from the Extension Office, 4-H Educators , or FFA Instructors.

**Application deadline is
January 31, 2024.**

FARMHAND OLYMPICS

4-H & FFA

Section 402

Farmhand Olympics

Wednesday, August 23rd, - Arena

Registration by ONLINE via Ag Teachers or 4-H Club Leader, but must be done by 4:00 p.m. 8/23/2023.

\$50, 45, 40, 35, 30, 25

RULES:

1. An event team will consist of 3 members
2. A Junior Team will be 9-12 Years of Age
3. A Intermediate Team will be 13-15 Years of Age
4. A Senior Team will be 16-18 Years of Age
5. All team members must belong to a bonafide 4-H or FFA organization.

Each team's contestants may compete on ONLY one team from the same club or chapter.

6. The winner will be determined by total points - 100 points for 1st, 75 points for 2nd, 50 points for 3rd, 25 points for 4th. If there is a tie in an event, the points will be split.
7. In case of a tie, one event before the contest will be designated as the breaking event
8. Registration by QR Code or in person at the Livestock Arena but must be done by 4:00 p.m. on Wednesday, August 23rd.
9. Prize money will be paid to the top six teams of each division and mailed to the bonafide 4-H leader or FFA advisor who entered the team.
10. Superintendents reserve the right to alter events.

Event 1. Egg Walk

Objective: Carry the egg in a spoon to the other end and back. Should the egg break, the team will be given a 10 second penalty and a new egg. They will continue from the point where they broke the egg. The race will continue until all three members complete the race.

Event 2. Sack Race

Feed sacks are items needed for either feed storage or involved in the livestock feeding process on many farms and ranches.

Objective: Each member will place their feet in a sack and hop around a designated area and back to a starting line. The member will then switch with a team member who repeats the process. The final member will then complete the procedure. The team with the fastest time will be the winning team. One hand must be kept on the sack at all times during the race.

Event 3. Wheel Barrow Race

A wheelbarrow is always a useful tool around the farm.

Objective: Each member will push a wheelbarrow to a designated area before time expires. The wheelbarrow will contain an item that must be pushed around the course. The team with the faster time will be the winner.

Event 4. Calf Roping

A rancher or farmer is always in need of treating a sick calf.

Objective: Each team member will throw and catch the calf head two times. The second team member will do the same, followed by the third team member. Team will keep rotating and team with most catches in 1½ minutes wins. Crossing the line will result in a one-catch penalty. Junior team members throw from 10 feet and senior team members from 15 feet.

****NEW**** Event 5: Bucket Brigade

To transfer water from one container to another container via water buckets.

Objective: Each team will be given one water bucket; there will be two tanks in designated areas - one full, one empty. Each team will be allowed 1 and 1/2 minutes to transfer water from one tank to another. Each team member will be required to hand the bucket to a team member next to them and then return the bucket back for another bucket of water out of the full tank. The team who transfers the most water as measured with a ruler is the winner.

TRACTOR DRIVING

4-H & FFA

4-H & FFA Tractor Driving Contest

Judges: Client Reuter & David VonTunglen

3:00 p.m. Thursday, August 17, 2023

Livestock Barn/Arena

Must be 14 years of age as of Jan. 1, 2023 and not have graduated from high school prior to May, 2023 to compete.

Superintendent: Henry Heinrich & Ken Carpenter

Sponsors: Canadian County Farm Bureau,
Young Farms & Ranchers Committee

4-H & FFA 1st & 2nd Trophies Sponsored by:
Canadian County Farm Bureau

Entry Deadline: submit contestant names to the Canadian County OSU Extension Center 405-262-0155 by close of Business at 4:30 p.m. Friday, Aug. 11, 2023, to eligible to participate. The top four individuals qualifying age 14-19 are eligible to participate in the Tulsa State Fair Contest. Tulsa State Fair qualifying entries are due September 1, 2023. This may be a mixture of 4-H and FFA members.

Contestant Eligibility Requirements:

- * Contestant must be a bona fide member of 4-H club or FFA chapter.
- * Contestant must be between the ages of 14-19 years. (must not have graduated from high school this year.)
- * Contestant must be competent in operation of a tractor and be certified as such by
- * Vocational Agriculture Teacher or County Extension Educator.
- * Contestant must submit the Legal Release Form to Canadian County OSU Extension Office by Friday, Aug. 11, 2023, at 4:30 p.m.

Contest Day: All Contestants are to report to the Canadian County Expo Center (3001 Jensen Road East, El Reno, OK 73036) by 3:00 p.m. on August 17th, to take written exam prior to driving section of contest. Written test is taken from the Safe Operation of Farm Machinery Manual utilized for machinery and tractor certification class.

Part 1: Safety Exam. Must score 70% or above to move on to Part 2 Driving Section.

Part 2: The participants will demonstrate their skill and ability to handle tractors and other farm equipment over two obstacle courses simulating regular farm operations as follows.

- * Tractor and Grain Drill Event
- * Four Wheel Trailer Driving Event

Participants will be given a written test prior to the driving contest. A minimum of 70% accuracy is required to be eligible to compete in the driving contest.

A liability release waiver must be signed by the participant and the participant's legal guardians (father/mother) prior to the contest. Form can be obtained online at www.canadiancountyexpo.org under the Entry tab. Participants must be a bonafide member of a 4-H Club or FFA Chapter in Canadian County. Rules follow the Tulsa State Fair Junior Farm Equipment Operators Contest.

69th Annual Canadian County Free Fair Trap Shoot Saturday, August 19th

Registration at 8:00 a.m.

Practice rounds can be purchased in the OTSA club house and shot from 8:00 to 8:45 a.m. after your registration is completed.

We will have a short safety meeting in the club house at 9:00 a.m. with shoot to follow.

Groups are: Juniors ages 9-14, Seniors ages 15-19, Adults 20 and older.

Jr. and Sr. participants must show proof of Hunter Certification and turn in a "Statement of Release of Responsibility" signed by a parent or guardian. This form is available online at :

Www.canadiancountyexpo.org Shooters will furnish their own ammunition and firearm as well as ear and eye protection.

OTSA Shooting Park

*From El Reno: East 2 miles on old SH-66 to Radio Rd, south 1 mile on Radio Rd. to Jensen Rd., east 1 mile on Jensen to Evans Rd., then south 1/2 mile to OTSA. OTSA Shooting Park
5100 S. Evans Rd. El Reno, OK 73036*

For questions call the Canadian County OSU Extension Office (405) 262-0155

**Section 403
Trap Shooting
OTA Shooting Range
Superintendent— Brian Harper
Pre-registration—8 a.m.
Saturday, August 19 @ 9 a.m.**

Competition for Canadian County residents only to be held at OTA Shooting Range southeast of El Reno. Competition for this award will be divided into three groups. Junior group will be ages 9-14 and Senior group will be 15-19 years of age, 20 and over will shoot in the adult class. Shooter will furnish their own ammunition and firearm.

Jr. & Sr. participants must have Hunter Certification verification and "Statement of Release of Responsibility" signed by parent or guardian. Form can be found online at www.canadiancountyfair.com under the entry tab.

Ear and eye protection are required.

All OTA Shooting Range safety rules will be observed.

Individual Awards for Junior, Senior & Adult classes:

1st	\$15 and Trophy
2nd.....	\$12
3rd	\$10
4th	\$ 8
5th	\$ 6

First Place trophies sponsored by
Gene Sears Supply, El Reno

**While at the Fair come
shop the Trade Show
located inside the
Expo Center.**



**AMATEUR
PHOTOGRAPHIC**

**PROFESSIONAL
PHOTOGRAPHIC**

**PROFESSIONAL
ARTS**

**NON-
PROFESSIONAL
ARTS**

STUDENT ART

SECTION 500-502

***PRE-ENTER EXHIBITS AT www.canadiancountyexpo.org
BY AUG. 11TH, 5 P.M.**

***WED. AUGUST 23RD IN PERSON ENTRIES WILL BE
ACCEPTED 10 A.M.-8 P.M. (Exception Pies & Flowers)**

Section 500

Amateur Photographic Arts

Superintendent – Kristy Ehlers

Judge – Tricia Virtue Parris

This exhibit is located in the Expo Center

Judging Thursday at 9 a.m.

Premiums:

\$5, 4, 3, 2, 1

**Amateur= Exhibitor has not earned income from selling
photographs or photographic images.**

Rules of Entry

1. Each entrant must obtain an exhibitor number from clerk in the Expo Center from 8:00 a.m. to 12:00 p.m. Wednesday, or from 4:00 to 9:00 p.m. Wednesday and use this number for each exhibit entered with the Superintendent in the division. No exhibits will be accepted without Exhibitor Number.
2. Entrant must be a resident of Canadian County. Exhibits must be the work of the exhibitor except in the Historic Photo class. Historic Photos must be the bona fide property of the exhibitor. Exhibits that have been entered at a previous Canadian County Fair are not eligible for re-entry, except as noted.
3. No more than 12 prints may be entered by any one person. No more than 2 prints will be accepted in any one classification.
4. Photographic work unsuitable for showing will not be accepted for display, with the superintendent of this department having full authority to decline acceptance of such work.
5. All prints must be no larger than 8" x 10" in size, and mounted on top of any stiff board such as a matted board, poster board, etc. NO larger than 11" x 14" in size.
6. Each print submitted, black and white or color requires entrant to take picture but negative and print may be processed commercially.
7. Entrant's name and address must be clearly written on the back of each mount board along with the classification of print conforming to a listed category. The front of the mount must be clear of writing or printing except that the title of print may be placed in the lower left-hand corner of the mount directly under the print.
8. Entrant's classification of entry will be accepted unless the Superintendent and Judge of the exhibit unanimously agree that the classification should be changed.
9. Exhibitors age 14 and under are welcome to compete in an older age group, provided they confine all their entries to the older age group. Exhibitors may not enter in the 14 and under class if competing in any other open age photography class.
10. The Photographic Arts Department and the Fair Board will do all possible to keep each print from loss or damage but will not be liable for loss or damage if same should occur.
11. All entries must be picked up by the entrant or other authorized person with receipts to cover, from 8:30 to 10:00 p.m. the closing day of the Fair, Saturday.

NO entries will be released before 8:30 p.m. on Saturday.

Open Class - Black & White and Color Prints

CLASS

1. Agriculture
2. Architectural
3. Twilight/Night
4. Landscapes and Seascapes
5. Nature, Animal
6. Nature, Plant
7. Any subject, Amateur photographer age 14 and under
8. Portraits and People
9. Still Life
10. Action
11. Unclassified Subjects
12. Computer Enhanced
13. Canadian County Special Interest: Photo must be taken within the boundaries of Canadian County. i.e.- scenery, animals, buildings, plants, events, action shots, portraits, etc.- but must have been photographed within the county.
14. Historic Photo: Photo must have been taken within the boundaries of Canadian County before 1960. You need not be the photographer to enter the photograph. Photo may be any size but must be mounted on stiff board.
15. Amateur Best of Show**\$15 & Best of Show Ribbon**

***PRE-ENTER EXHIBITS AT www.canadiancountyexpo.org
BY AUG. 11TH, 5 P.M.
*WED. AUGUST 23RD IN PERSON ENTRIES WILL BE
ACCEPTED 10 A.M.-8 P.M. (Exception Pies & Flowers)**

**Section 501
Professional Photographic Arts
Superintendent – Kristy Ehlers
Judge – Tricia Virtue Parris**
**This exhibit is located in the Expo Center
Judging Thursday at 9:00 a.m.**

Premiums \$5, 4, 3, 2, 1

Professional= Exhibitor has earned more than 10% income through the sale of photographs or photographic images.

Rules of Entry

1. Each entrant must obtain an exhibitor number from clerk in the Expo Center from 8:00 a.m. to 12:00 p.m. Wednesday, or from 4:00 to 9:00 p.m. Wednesday and use this number for each exhibit entered with the Superintendent in the division. No exhibits will be accepted without Exhibitor Number.
2. Entrant must be a resident of Canadian County. Exhibits must be the work of the exhibitor except in the Historic Photo class. Historic Photos must be the bona fide property of the exhibitor. Exhibits that have been entered at a previous Canadian County Fair are not eligible for re-entry, except as noted.
3. No more than 12 prints may be entered by any one person. No more than 2 prints will be accepted in any one classification.
4. Photographic work unsuitable for showing will not be accepted for display, with the superintendent of this department having full authority to decline acceptance of such work.
5. All prints must be no larger than 8" x 10" in size, and mounted on top of any stiff board such as a matted board, poster board, etc. NO larger than 11" x 14" in size.
6. Each print submitted, black and white or color requires entrant to take picture but negative and print may be processed commercially.
7. Entrant's name and address must be clearly written on the back of each mount board along with the classification of print conforming to a listed category. The front of the mount must be clear of writing or printing except that the title of print may be placed in the lower left-hand corner of the mount directly under the print.
8. Entrant's classification of entry will be accepted unless the Superintendent and Judge of the exhibit unanimously agree that the classification should be changed.
9. Exhibitors age 14 and under are welcome to compete in an older age group, provided they confine all their entries to the older age group. Exhibitors may not enter in the 14 and under class if competing in any other open age photography class.
10. The Photographic Arts Department and the Fair Board will do all possible to keep each print from loss or damage but will not be liable for loss or damage if same should occur.
11. All entries must be picked up by the entrant or other authorized person with receipts to cover, from **8:30 to 10:00 p.m. the closing day of the Fair, Saturday.**

***PRE-ENTER EXHIBITS AT www.canadiancountyexpo.org
BY AUG. 11TH, 5 P.M.**

***WED. AUGUST 23RD IN PERSON ENTRIES WILL BE
ACCEPTED 10 A.M.-8 P.M. (Exception Pies & Flowers)**

**No entries will be released before 8:30 p.m. on
Saturday**

Open Class - Black & White and Color Prints

CLASS

1. Agriculture
2. Architectural
3. Twilight/Night
4. Landscapes and Seascapes
5. Nature, Animal
6. Nature, Plant
7. Photographer age 14 and under, any subject
8. Portraits and People
9. Still Life
10. Action
11. Unclassified Subjects
12. Computer Enhanced
13. Canadian County Special Interest: Photo must be taken within the boundaries of Canadian County. i.e.- scenery, animals, buildings, plants, events, action shots, portraits, etc.- but must have been photographed within the county.
14. Historic Photo: Photo must have been taken within the boundaries of Canadian County before 1960. You need not be the photographer to enter the photograph. Photo may be any size but must be mounted on stiff board.
15. Professional Best of Show
.....**\$15 & Best of Show Ribbon**



***PRE-ENTER EXHIBITS AT www.canadiancountyexpo.org
BY AUG. 11TH, 5 P.M.
*WED. AUGUST 23RD IN PERSON ENTRIES WILL BE
ACCEPTED 10 A.M.-8 P.M. (Exception Pies & Flowers)**

**Section 502
Canadian County Artists
Annual Exhibition
Superintendent – Lizzie Lopez
Judge – Larry Clements
This exhibit is located in the Expo Center.**

Entries will be taken Wednesday, Aug 23, 10:00 a.m. to 8:00 p.m. Art entries will be judged Thursday at 9:00 a.m., and will be released for pickup on Saturday Evening, August 26th, between 8:30 p.m. & 10:00 p.m.

Rules of Entry - Adults

1. Must be a resident of Canadian County.
2. Art work must be original.
3. Art work unsuitable for showing may be rejected by the judge and may be picked up at any time.
4. Maximum of (3) pieces per person, may be submitted for judging.
5. All Oil & Acrylic paintings must be dry and ready to be hung. All other paintings, drawings and mixed media must be matted, in a glass frame or however best suitable to protect artwork. All art must be ready to hang with wires or hooks on peg board wall.
6. The Arts Department and the Fair Board will do all possible to keep each exhibit from loss or damage but will not be liable for loss or damage if same should occur.

Professionals

CLASS

- | | |
|-------------------------------------|---------------------------------------|
| 1. Oil | \$10, 7, 5, 4, 3 |
| 2. Acrylic, Latex, Spray Paint..... | \$10, 7, 5, 4, 3 |
| 3. Watercolor/Gouache..... | \$10, 7, 5, 4, 3 |
| 4. Drawing: All Media | \$10, 7, 5, 4, 3 |
| 5. Mixed Media..... | \$10, 7, 5, 4, 3 |
| 6. Best of Show..... | \$20 & Best of Show Ribbon |

Non-Professionals

CLASS

- | | |
|--------------------------------------|---------------------------------------|
| 7. Oil..... | \$10, 7, 5, 4, 3 |
| 8. Acrylic, Latex, Spray Paint. | \$10, 7, 5, 4, 3 |
| 9. Watercolor/Gouache..... | \$10, 7, 5, 4, 3 |
| 10. Drawing: All Media..... | \$10, 7, 5, 4, 3 |
| 11. Mixed Media..... | \$10, 7, 5, 4, 3 |
| 12. Best of Show..... | \$20 & Best of Show Ribbon |

Student Art Exhibition

Media: Mixed Media, Drawing & Painting, Watercolor, Tempura/Acrylic Paint, Crayons, Colored Pencil, Graphite & Pastel
AWARDS: Special Merit Award Ribbon

Rules of Entry - Student

- * All student work will be grouped and judged by the current school year grade classification, from 1st grade through High School. Each item must have on the back thereof the name, address, phone number and grade classification.
- * Elementary School work (grades 1 thru 6) need not be matted or framed and will be displayed on tables.
- * Junior & Senior High School work (grades 7 thru 12) must be matted or framed and must have hangers attached or some means of hanging on pegboard. The work may be rejected if this rule is not followed. If space permits, Junior and Senior High School work will be hung on pegboards.
- * Exhibitors must be residents of Canadian County.
- * Art work must be original.
- * Maximum of (3) pieces per person, may be submitted for judging.

CLASS

- | | |
|-----------------------|---------------------------------------|
| 13. Grades 1-3..... | \$5, 4, 3, 2, 1 & Best of Show Ribbon |
| 14. Grades 4-6..... | \$5, 4, 3, 2, 1 & Best of Show Ribbon |
| 15. Grades 7-9..... | \$5, 4, 3, 2, 1 & Best of Show Ribbon |
| 16. Grades 10-12..... | \$5, 4, 3, 2, 1 & Best of Show Ribbon |

CARINVAL

**CHESTER'S PARTY BARN
PONY RIDES
SATURDAY ONLY**

MAGIC SHOW

KIDDIE TRACTOR PULL

ENTERTAINMENT

**COME SHOP IN THE
EXPO CENTER**



CANADIAN COUNTY FREE FAIR
Livestock Show
AUGUST 23.24.25.26 2023



CARNIVAL HOURS

**Wednesday, August 23rd,
6:00-10:00 p.m.**

**Thursday, August 24th,
6:00-10:00 p.m.**

**Friday, August 25th,
6:00-11:00 p.m.**

**Sat., August 26th,
NOON-4:00 p.m.**

**Sat., August 26th,
Closed 4:00-6:00 p.m.**

**Sat., August 26th,
6:00-11:00 p.m.**



CARNIVAL WRISTBANDS

Wednesday, August 23rd \$30

Thursday, August 24th \$30

Friday, August 25th \$30

Sat., August 26th

12pm-4pm \$20

**You will have to buy new
wristband for evening session**

Sat., August 26th

6pm-11pm \$30



CHESTER'S PARTY BARN

PONY RIDES

SATURDAY ONLY

AUGUST 26TH

12:00 PM– EVENING

\$5 a pony ride



Kiddie Tractor Pull

Saturday, August 26th

Registration at 5 p.m.

In Front of Expo Center on brick plaza

Boys and Girls – Come sign-up and bring your cheering section with you!!

5 p.m. – 6 p.m. Sign-up

6 p.m. – Pull Offs begin

Pedal tractors are provided

Classes:

1. Age 4
2. Age 5
3. Age 6
4. Age 7
5. Age 8
6. Age 9
7. Age 10
8. Age 11
9. Age 12

**Trophies for 1st, 2nd, & 3rd Places
Awarded by Canadian County Commissioners**

Rules:

No pedaling barefoot

May pull in one class only

Out of bounds – Turn ends

Stops pedaling – Turn ends

One re-pull if foot slips off

Participation in this event requires a signed Legal Release Form. You can obtain the form online at www.canadiancountyexpo.org under the Entry tab.



ENTERTAINMENT

COME JOIN US FOR ENTERTAINMENT ON THE BRICK PLAZA LOCATED IN FRONT OF EXPO CENTER.

FRIDAY EVENING

8:00 PM

Smokin Oaks



The Smokin' Oaks are a group of high school friends that play Red Dirt/Southern Rock from Yukon, Oklahoma. Slaid Cross-lead guitar/vocals, Logan Troxell-lead vocals/rhythm guitar, Noah Morris-drums/vocals & Connor Pattison-Bass guitar.

SATURDAY EVENING

8:00 PM

FAMILY NIGHT AWARDS

8:30 PM

Quin Peterson



Quin Peterson, a fourth generation rancher, born and raised in South Dakota migrated to Oklahoma to further his education. He attended Northeastern Oklahoma and finished his Animal Science degree at Oklahoma State University. He not only has a passion for agriculture, but also music and entertaining.

Quin Peterson released his first EP this spring titled, NEO Place, NEO Time that can be downloaded or steamed on all digital platforms. Please follow on Facebook at Quin Peterson Music for updates.

NOTES:

FAIR CO-SPONSORS

THE RIDE OF YOUR LIFE!



2830 US-81, El Reno, OK 73036

Dorsey-Jones

BUICK GMC
El Reno, Oklahoma

AROUND HERE, JOHN DEERE STARTS WITH P&K.



JOHN DEERE



VISIT US ONLINE:
PKEQUIPMENT.COM

LINGO

**BUILD WITH ENERGY.
BUILD WITH INTEGRITY.
BUILDWITHLINGO.COM
405-602-2100**

**Pre-Enter Online:
www.canadiancountyexpo.org**

FAIR CO-SPONSORS

THE RIDE OF YOUR LIFE!

**And so many other rides,
New
GMC & Buick
Used
You name it...**

COME SEE US TODAY!



2830 US-81, El Reno, OK 73036

**I-40 & Highway 81
Exit 125 in El Reno
Dealership with the
Gray Canopy Covers
Welcome to the Family!**

Dorsey-Jones

BUICK GMC
El Reno, Oklahoma